



# A Profile of Offenders of Crime Sunderland, 2008/09

December 2009

By  
Margaret Harrison  
Nicola Crosby  
Kadhem Jallab

## CONTENTS

Key Messages .....	1
1. Notifiable Offences - Demographic Profile of Offenders Where the Crime was Committed in Sunderland .....	2
2. Notifiable Offences - Profile of Repeat Offenders Where the Crime was Committed in Sunderland .....	8
3. Notifiable Offences – Demographic Profile of Offenders Living in Sunderland .....	8
4. Notifiable Offences - Profile of Repeat Offenders Living in Sunderland .....	13
5. Non-notifiable Offences – Demographic Profile of Offenders Where crime was Committed in Sunderland .....	13
6. Non-Notifiable Offences - Profile of Repeat Offenders Where the Crime was Committed in Sunderland .....	15
7. Non-Notifiable Offences – Demographic Profile of Offenders Living in Sunderland .....	16
8. Non-Notifiable Offences - Profile of Repeat Offenders Living in Sunderland .....	18
9. Location Profile of Notifiable Offenders in Sunderland .....	18
10. Location Profile of Non-notifiable Offenders in Sunderland .....	20
11. Probation Cases in Sunderland .....	22

**TWRI**  
1<sup>st</sup> Floor Provincial House  
Northumberland Street  
Newcastle upon Tyne  
NE1 7DQ  
Tel: (0191) 277 1912,  
Fax: (0191) 277 1911  
E-MAIL: [twri@twri.org.uk](mailto:twri@twri.org.uk)  
WEBSITE: [www.twri.org.uk](http://www.twri.org.uk)



# KEY MESSAGES

In 2008/09 15,024 **notifiable** offences were committed in Sunderland by 8,683 individuals. 2,799 of these offenders had allegedly committed more than one offence.

Where the notifiable crime was committed in Sunderland in 2008/09:

- Almost two fifths (38%) of offenders committed crimes of a violent<sup>1</sup> nature.
- 79% of VAP offenders were male and 32% of these males were aged 18-24 years old.
- 55% of female VAP offenders were aged 10-24.
- 3% of offenders were from a Black and Minority Ethnic (BME) group. BME accounts for 3.9% of the resident population of Sunderland.
- 24% of offenders were in employment, whilst 16% of offenders were charged.

In 2008/09 there were 14,245 notifiable offences committed by 7,801 individuals whose home address was given as Sunderland. 2,757 of these offenders had allegedly committed more than one offence. The offence would have been committed in the Northumbria Force Area, although not necessarily in Sunderland.

In 2008/09 there were 6,355 **non-notifiable** offences in Sunderland, committed by 4,705 individuals. 968 of these offenders had allegedly committed more than one offence.

Where the non-notifiable crime was committed in Sunderland in 2008/09:

- 82% of offenders were male, 29% of these males were aged 18-24 years old.
- 23% of female and 21% of male offenders were aged 30-39 years old.
- 3% of offenders were from a BME group. BME accounts for 3.9% of the resident population of Sunderland.
- Three fifths of offenders were unemployed, whilst 30% were in employment.
- 33% of offenders had 'Other' listed as their disposal outcome. Excluding 'Other' disposal group, 31% of offenders were charged, whilst 5% were cautioned.

In 2008/09 there were 5,835 non-notifiable offences committed by 4,161 individuals whose home address was given as Sunderland. 947 of these offenders had allegedly committed more than one offence.

During 2008/09:

- Of the 15,024 notifiable offences committed in Sunderland, 13,074 of these offences were committed by 7,260 individuals living in Sunderland.
- Of the 6,355 non-notifiable offences committed in Sunderland, 5,329 of these offences were committed by 3,859 individuals living in Sunderland.

During 2008/09 in Sunderland:

- There were 1,507 Probation cases.
- 75% of Probation cases were for notifiable offences.
- 87% of those on Probation were male, 44% were aged under 26 years old and 3% were of Black or Minority Ethnic origin.
- 66% of those on Probation were subject to a Community Sentence, whilst 20% were given a Suspended Sentence. 12% were given a custodial sentence.

During 2008/09 in Sunderland of those on Probation undergoing OASys assessments:

- 23% were considered to be at high risk of reconviction at the start of the Probation sentence, whilst 11% were considered to be at high risk of reconviction at the end of the Probation sentence.
- At the start of sentence drug misuse was a concern in 27% of cases, whilst at the end it was a concern in 14% of cases.

<sup>1</sup> Violent crime comprises Violence Against the Person (VAP), Sexual offences and Robbery. VAP covers the whole spectrum of assaults from pushing and shoving, with no physical harm, to murder.

This report aims to give an overview of those arrested or charged with offences in Sunderland during 2008/09. For the purposes of the report these people arrested or charged with offences are referred to as offenders, although at this stage of the Criminal Justice process the offence against them has not been proven. A demographic profile of offenders, identifying particular groups of people arrested or charged with disproportionate levels of crime (rather than convictions) has been undertaken. The number of repeat offenders within the year has also been identified. Where the alleged crime was committed and the home address of the offender is analysed, along with the 'disposal outcome'. Analysis has been undertaken for notifiable and non-notifiable offences.

In order to build a more accurate picture of the profile of offenders only the latest disposal outcome for each offence within the time period being considered is counted. For example, within a year, an offender could be arrested, bailed (once or several times), then be charged with an offence. For the purposes of this report, only the latest 'event' is counted, so in this example the 'charge'.

The report provides an analysis of Probation cases during 2008/09 in Sunderland. Probation is a sentence imposed by a court in lieu of incarceration. A criminal who is "on probation" has been convicted of a crime but has served only part of the sentence in jail, or has not served time at all.

Data are provided for one year only, 2008/09, therefore care should be taken when drawing conclusions.

Population figures are mid-year estimates 2007 - Source: Population Estimates Unit, ONS: Crown Copyright 2008.

Ethnicity figures are experimental Population Estimates 2007 - Source: Office for National Statistics, Crown Copyright 2009.

## **1. Notifiable Offences - Demographic Profile of Offenders Where the Crime was Committed in Sunderland**

---

Data within section 1 refers to the characteristics of offenders where the alleged crime was committed in Sunderland. The offence was notifiable to the Home Office.

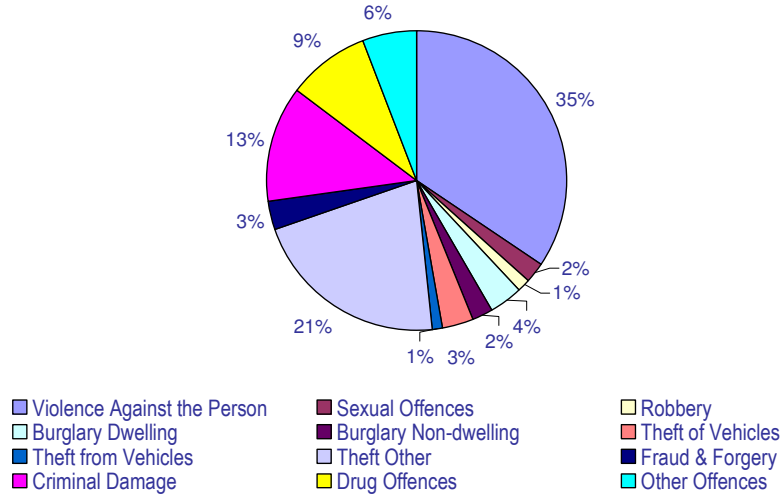
### **1.1 Distribution of Different Types of Crime**

In 2008/09 there were 15,024 notifiable offences in Sunderland, committed by 8,683 individuals. Within this section each notifiable offence is considered separately. An analysis of repeat offenders can be found in section 2.

Almost two fifths (38%) of notifiable offences committed in Sunderland were of a violent nature. After violent crimes Theft Other accounted over one fifth (21%) of crimes.

**Fig. 1: Proportion of notifiable Crimes**

Committed in Sunderland, 2008/09



Source: Northumbria Police, TWRI

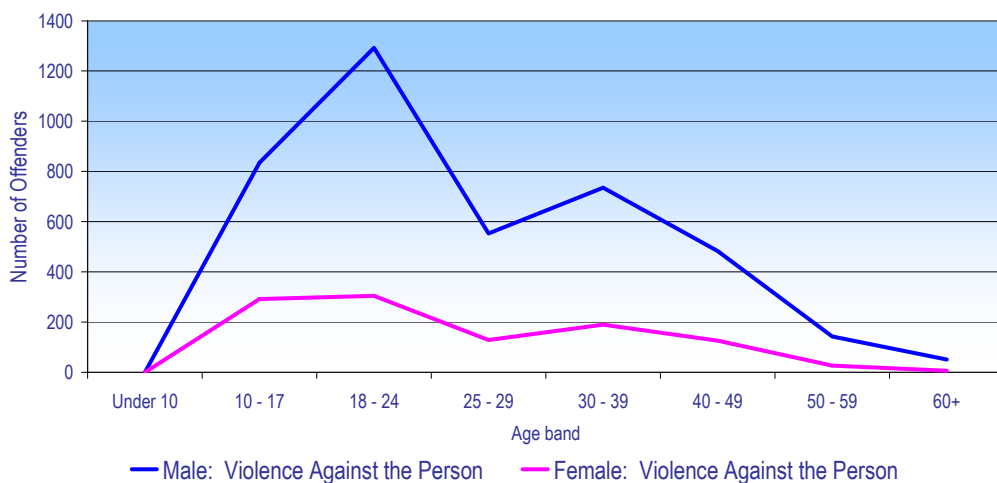
## 1.2 Age and Gender of Offenders

In Sunderland during 2008/09

- Violence Against the Person was the most prevalent offence committed by offenders.
- Males accounted for 79% of offenders of Violence Against the Person (VAP). Almost one third (32%) of these male offenders were aged 18-24, the age group accounting for the largest proportion of VAP.
- 55% of female VAP offenders were aged 10-24.

**Fig. 2: Offenders of Violence against the Person**

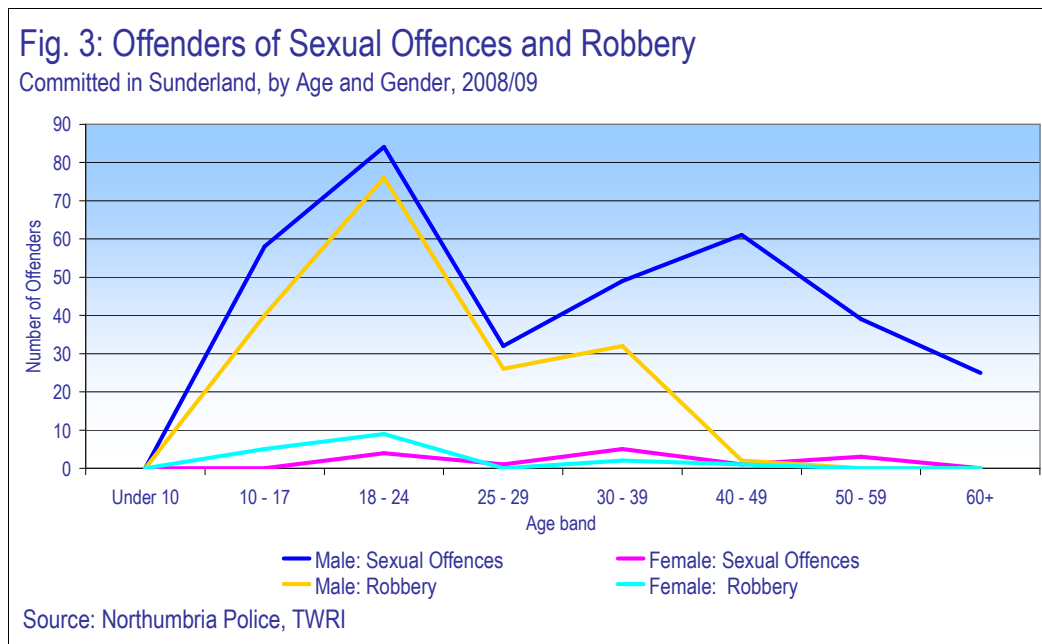
Committed in Sunderland, by Age and Gender, 2008/09



Source: Northumbria Police, TWRI

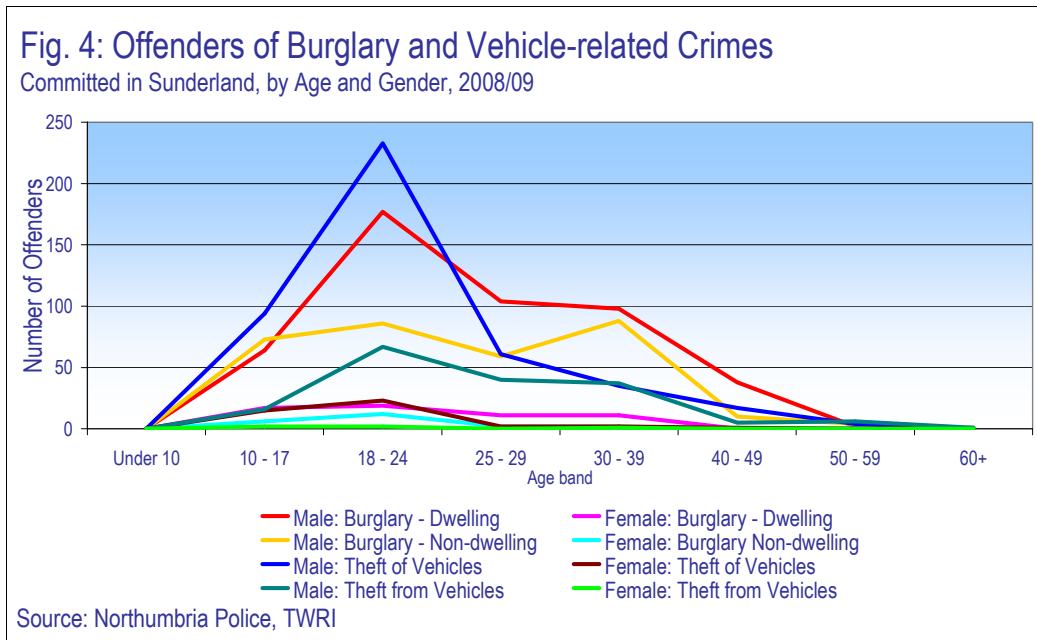
In Sunderland during 2008/09:

- Males accounted for 96% of offenders of Sexual Offences. Almost one quarter (24%) of these males were aged 18-24 years.
- Only 4% of Sexual Offences were allegedly committed by females. Females in the 30-39 age range represented the largest proportion of female Sexual Offenders (36%).
- Males accounted for 91% of Robbery offenders. 43% were aged 18-24.
- 53% of female Robbery offenders were aged 18-24 years old.



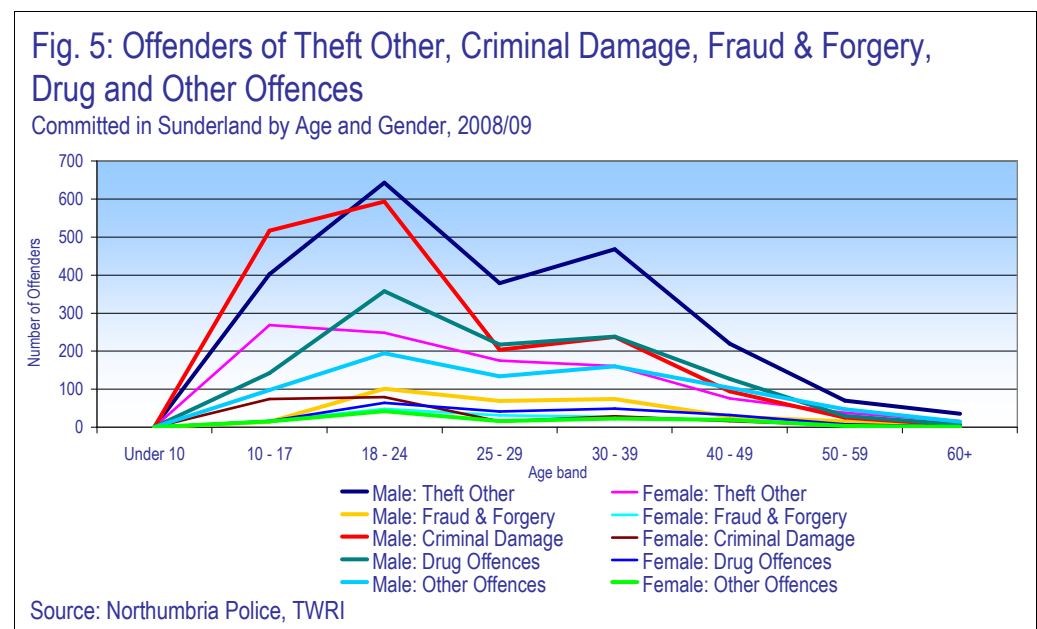
In Sunderland during 2008/09:

- Males accounted for 89% of Burglary Dwelling offenders. 37% of these males and 33% of female Burglary Dwelling offenders were aged 18-24.
- Males accounted for 94% of Burglary Non-dwelling offenders. 18-24 year old males represented the largest proportion (27%). 18-24 year olds accounted for the largest proportion of female Burglary Non-dwelling offenders (55%).
- Males accounted for 91% of offenders of vehicle thefts. 52% of these males were aged 18-24. Over half (53%) of the females allegedly responsible for vehicle thefts were aged 18-24.
- Males accounted for 97% of Theft from Vehicle offenders. Two fifths (40%) of these males were aged 18-24.



In Sunderland during 2008/09:

- Males accounted for 69% of Theft Other offenders. Males in the 18-24 age group were the most frequent offenders accounting for over one quarter (29%). 10-17 year olds accounted for the highest proportion (27%) of Theft Other committed by female offenders.
- 33% of Fraud & Forgery offenders were female. Those aged 18-24 accounted for 32% of these offenders.
- 88% of Criminal Damage offenders were male. Two thirds of these males were aged 10-24. Of the 12% of female offenders of Criminal Damage those aged 18-24 accounted for 36%.
- 84% of offenders of Drug Offences were male. The age group for male and female offenders peaked at 18-24.



### 1.3 Ethnicity of Offenders

In Sunderland during 2008/09:

- 3.5% of Violence Against the Person offenders were from a BME group.
- 8% of offenders of Sexual Offences were from a Black or Minority Ethnic (BME) group.
- 5.7% of Fraud & Forgery offenders were Black or Black British people.
- 3.8% of offenders of Drug Offences came from a BME group.

Crime Category	Proportion of offenders (%)			
	Asian or Asian British (1.8%)	Black or Black British (0.6%)	Chinese / Mixed / Other (1.5%)	White (96.1%)
Violence Against the Person	2.2	0.7	0.5	96.5
Sexual Offences	4.4	1.4	2.2	92.0
Robbery	1.0	0.5	0.0	98.4
Burglary Dwelling	0.6	0.6	0.0	98.9
Burglary Non-dwelling	0.0	0.3	0.0	99.7
Theft of Vehicles	0.2	0.4	0.2	99.2
Theft from Vehicles	0.6	0.0	0.0	99.4
Theft Other	0.9	0.6	0.3	98.3
Fraud & Forgery	4.4	5.7	1.5	88.4
Criminal Damage	2.1	0.5	0.3	97.2
Drug Offences	1.7	0.5	1.6	96.2
Other Offences	3.7	0.8	0.8	94.7

Source: Northumbria Police, TWRI, ONS Crown Copyright 2009

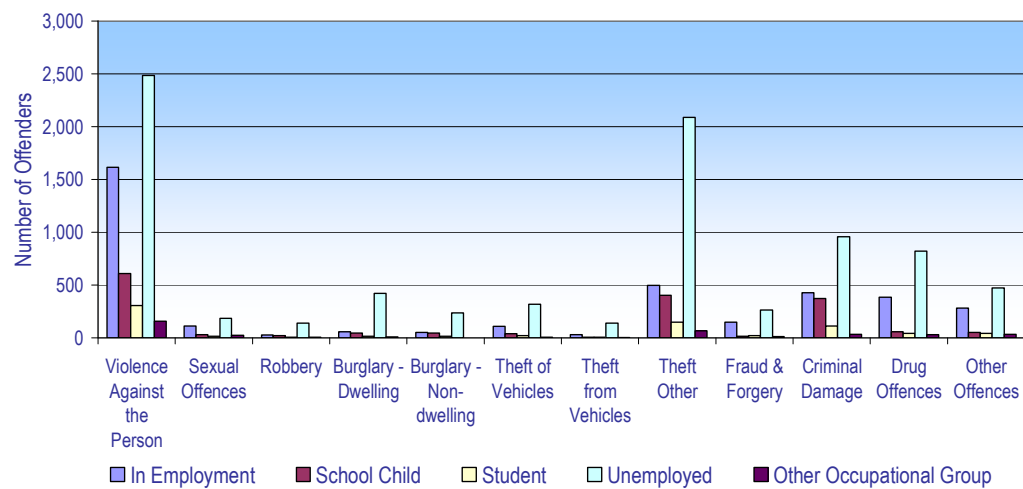
### 1.4 Occupation of Offenders

In Sunderland during 2008/09:

- 57% of offenders were unemployed, whilst 25% were in employment.
- The proportion of offenders who were unemployed was particularly high for Theft from Vehicles (79%), Burglary Dwellings (78%), and Robbery (73%).
- The employed accounted for one third of offenders of Fraud and Forgery, 31% of Sexual offenders and 31% of Violence Against the Person offenders.
- School children accounted for one fifth of Criminal Damage offenders. As well as 13% of Burglary Non-dwelling and 13% of Theft Other offenders.
- Student offenders were responsible for 6% of Violence Against the Person offences, 6% of Criminal Damage and 5% of Theft Other offences.



**Fig. 6: Offenders by Occupation,**  
Committed in Sunderland 2008/09



Source: Northumbria Police, TWRI

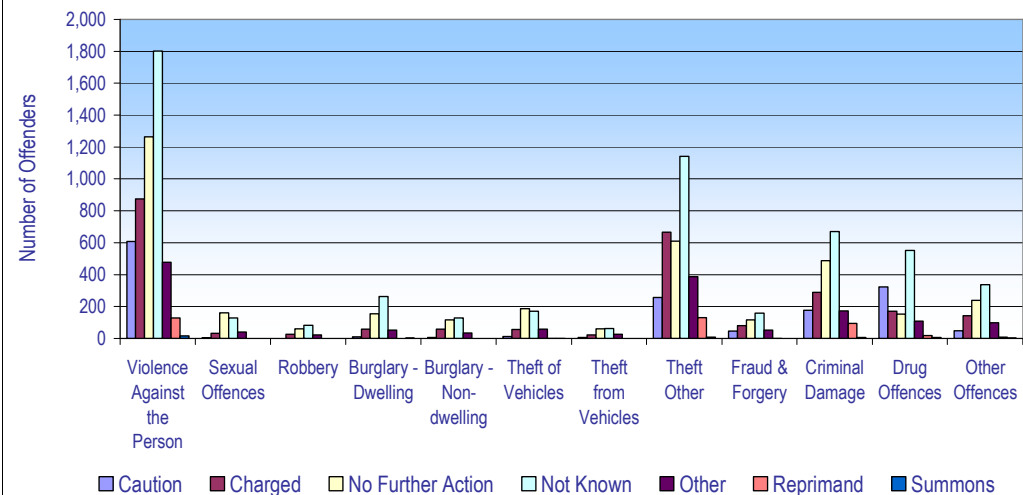
### 1.5 Disposal Group of Offenders

In Sunderland during 2008/09:

- No Further Action was taken in nearly one quarter (24%) of cases, charges were brought against 16% of offenders. Cautions were given to 10%.
- 17% of Violence Against the Person offenders were charged and 12% were given cautions.
- No Further Action was taken against almost half (44%) of Sexual offenders whilst 9% were charged and 1% cautioned.
- No Further Action was taken against almost 32% of Robbery offenders whilst 14% were charged.
- Almost a quarter (24%) of Drug offenders received a caution whilst 13% were charged.

**Fig. 7: Disposal Outcome of Offenders**

Committed in Sunderland, 2008/09



Source: Northumbria Police, TWRI

## 2. Notifiable Offences - Profile of Repeat Offenders Where the Crime was Committed in Sunderland

During 2008/09 in Sunderland

- There were 8,683 offenders.
- 2,799 offenders had allegedly committed more than one offence.
- 66 individuals had allegedly committed over 10 offences each, accounting for 6% of all offences.
- One individuals had allegedly committed over 20 offences.

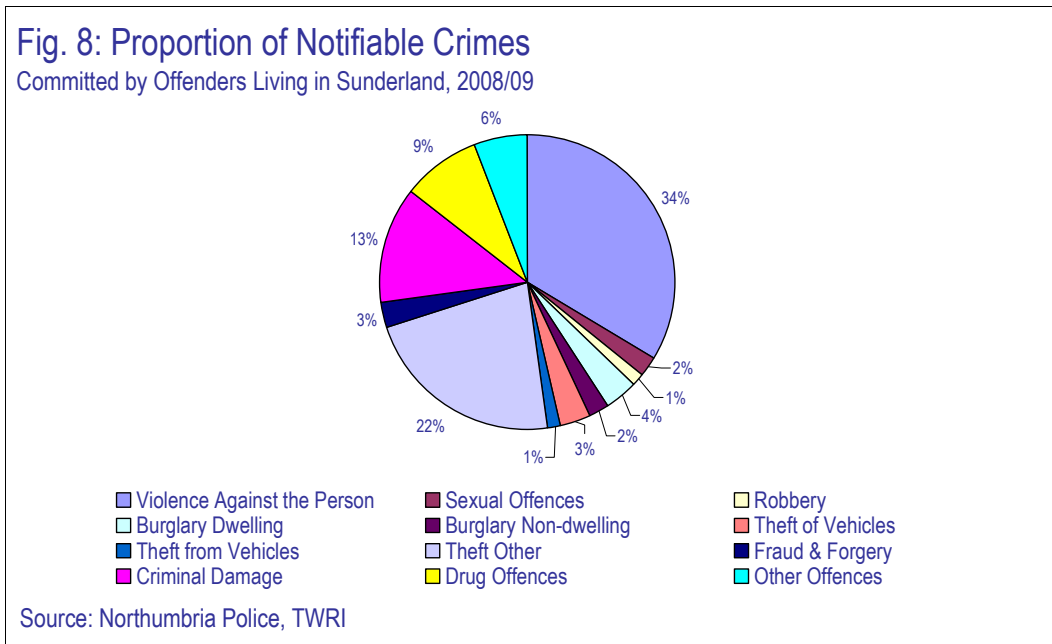
## 3. Notifiable Offences – Demographic Profile of Offenders Living in Sunderland.

Data within section 3 refers to the characteristics of offenders where the home address was given as being in Sunderland when the alleged offence was committed. The alleged crime will have been committed within the Northumbria Police Force area, although not necessarily within Sunderland.

### 3.1 Distribution of Different Types of Crime

In 2008/09 there were 14,245 notifiable offences committed by 7,801 individuals. Within this section each notifiable offence is considered separately. An analysis of repeat offenders can be found in section 4.

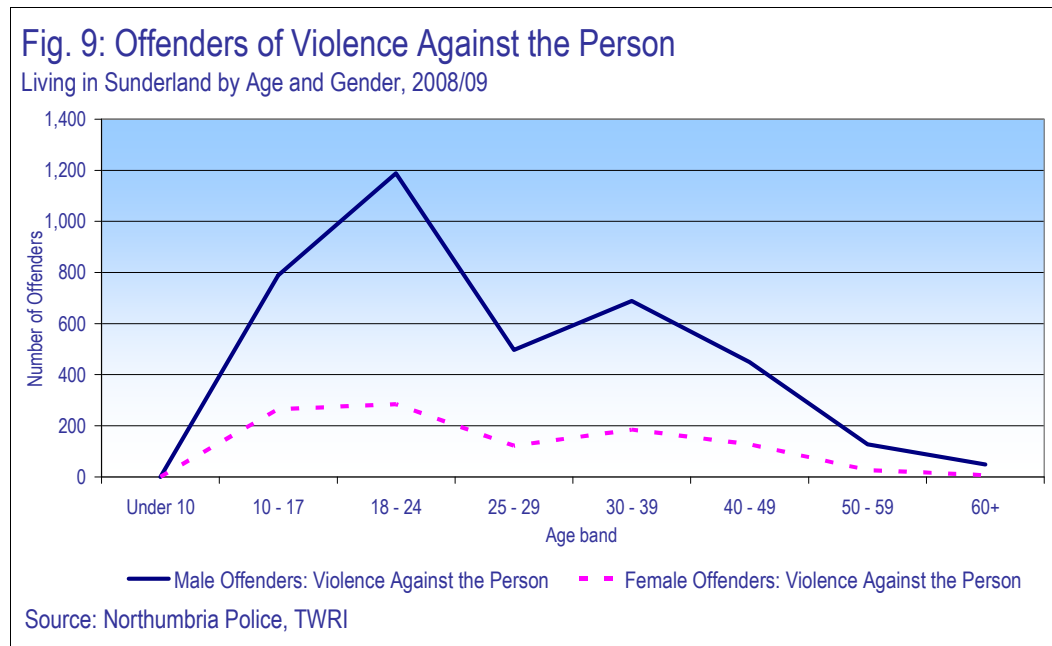
Of the offenders living in Sunderland, over one third (37%) had allegedly committed a violent crime while over a fifth (22%) were for Theft Other offences. 9% of offences were Drug Offences.



### 3.2 Age and Gender of Offenders

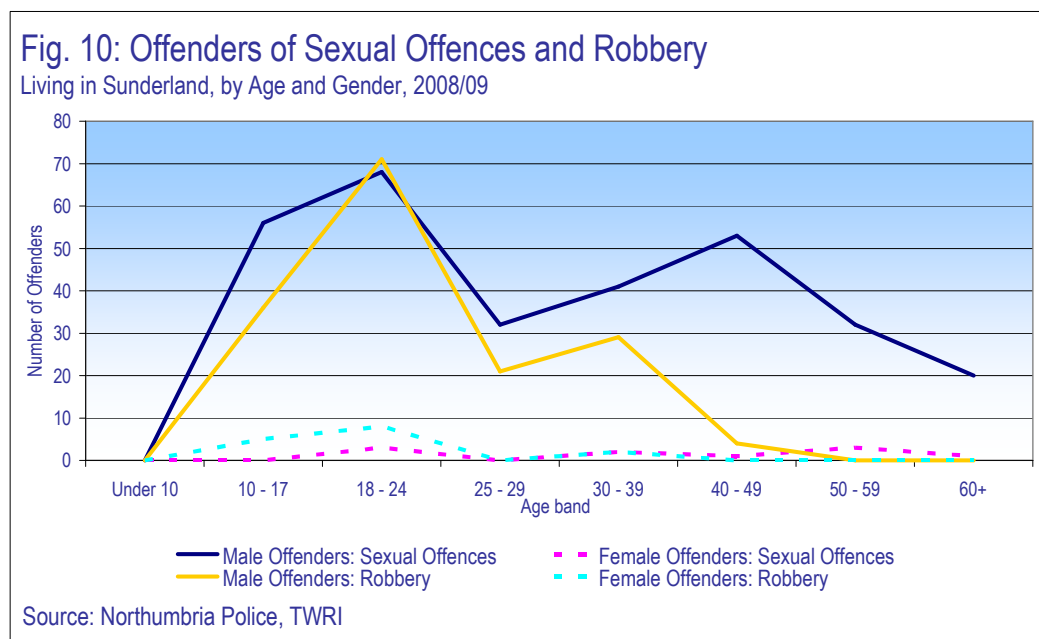
Offenders who had a home address in Sunderland during 2008/09:

- Over one third (34%) of offenders had allegedly committed Violence Against the Person offences.
- 79% of Violence Against the Person offences were committed by males. 31% of these males were aged 18-24.
- Over a quarter (28%) of female offenders of Violence Against the Person were aged 18-24.



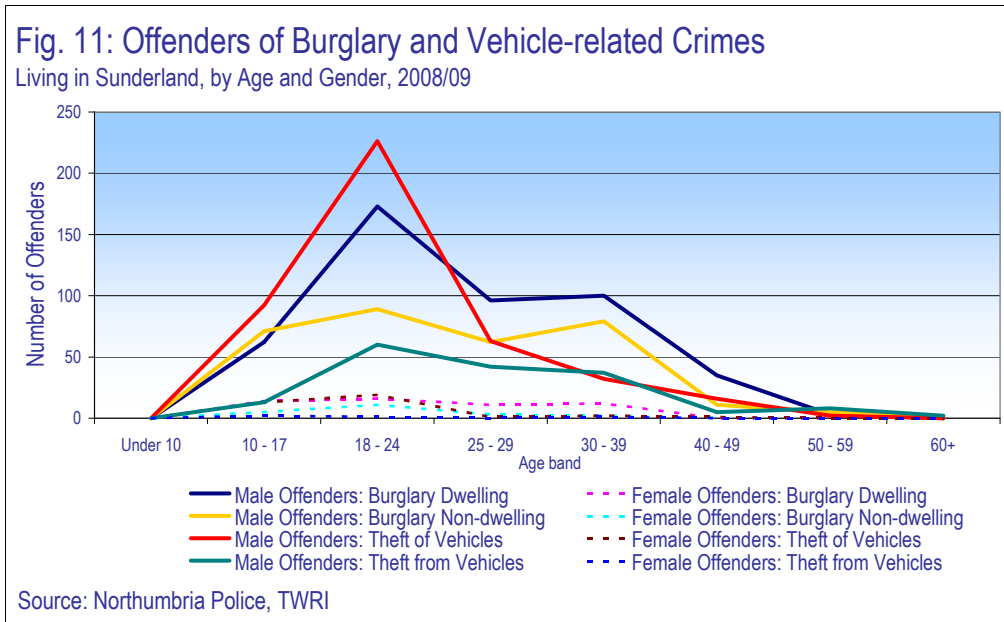
Offenders who had a home address in Sunderland during 2008/09:

- Sexual offenders made up 2% of the total number of offenders. 97% of Sexual offenders were male. Almost one fifth (18%) of male sex offenders were aged 40-49.
- 91% of Robbery offenders were male. Over two fifths (44%) of these males were aged 18-24.



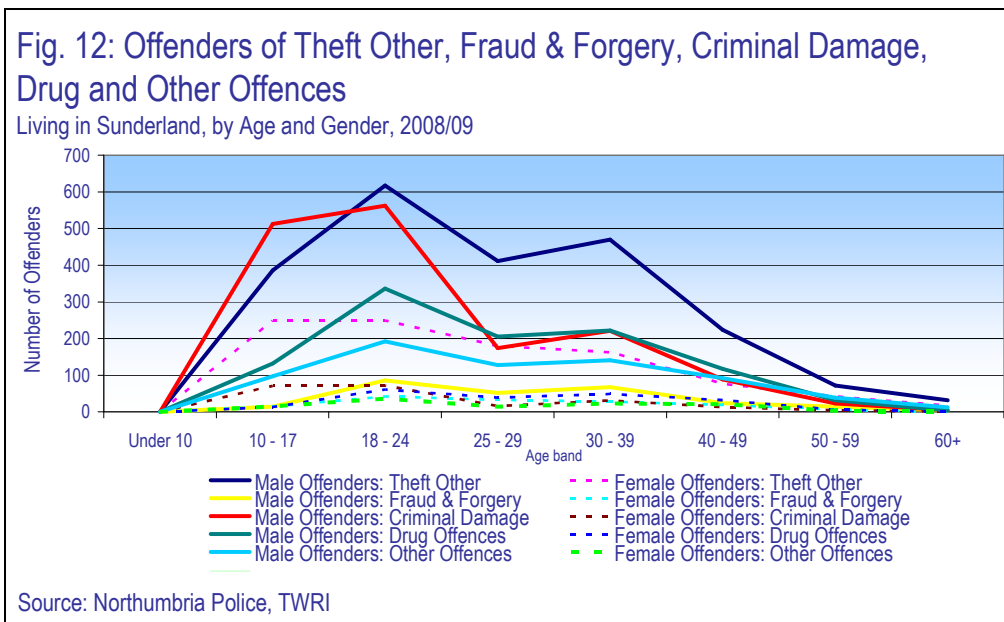
Offenders who had a home address in Sunderland during 2008/09:

- Burglary Dwelling offenders accounted for 4% of offenders. 90% were male and 37% of these males were aged 18-24 and just over one fifth (21%) were aged 30-39.
- 94% of Burglary Non-dwelling offenders were male. Over half (52%) of the remaining female offenders were aged 18-24.
- 92% of Theft of Vehicle offenders were male and over half (52%) of these males were aged 18-24.



Offenders who had a home address in Sunderland during 2008/09:

- Over two fifths (22%) of offenders had committed a Theft Other offence. Almost one third (31%) of Theft Other offenders were female and over half (51%) of these females were aged under 25.
- 88% of Criminal Damage offenders were male, with almost one third (32%) of these offenders being aged 10-17.
- 84% of Drug offenders were male. 32% of these males were aged 18-24.



### 3.3 Ethnicity of Offenders

Offenders who had a home address in Sunderland during 2008/09:

- 8.7% of Sexual offenders and 9.1% of Fraud & Forgery offenders were of Black or Minority ethnic (BME) origin. The BME population of Sunderland is 3.9% of the total resident population.
- White people accounted for 99% Burglary Dwelling offenders, 99.7% of Burglary Non-dwelling offenders, 99.1% of Theft of Vehicles and 99.4% of Theft from Vehicle offenders. The White population accounted for 96.1% of people living in Sunderland.

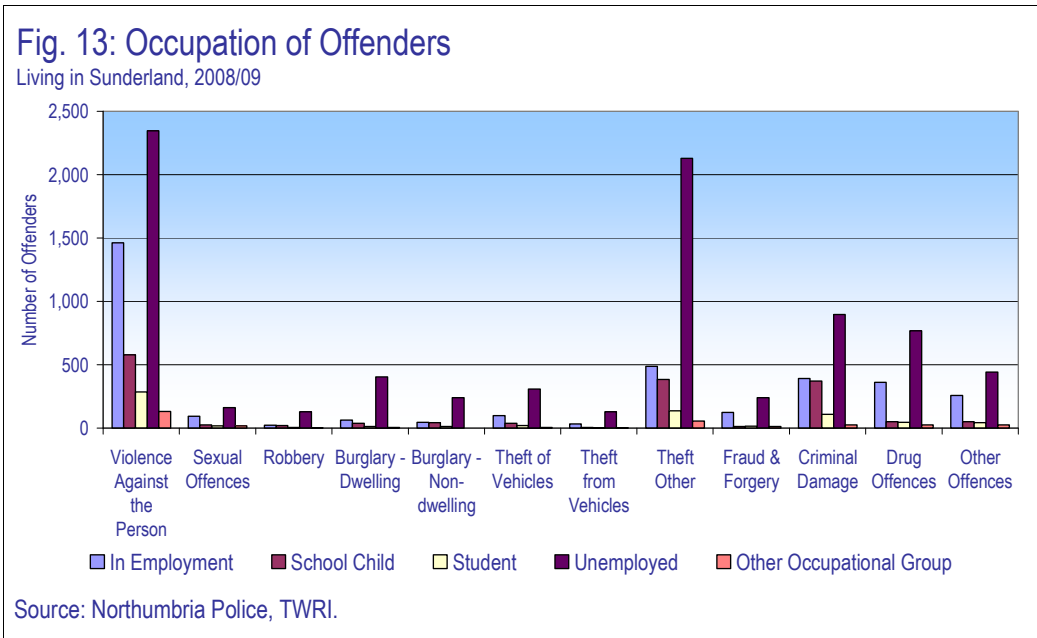
Crime Category	Proportion of offenders (%)			
	Asian or Asian British (1.8%)	Black or Black British (0.6%)	Chinese / Mixed / Other (1.5%)	White (96.1%)
Violence Against the Person	2.1	0.6	0.5	96.8
Sexual Offences	4.5	1.6	1.9	92.0
Robbery	1.1	0.6	0.0	98.3
Burglary Dwelling	0.6	0.4	0.0	99.0
Burglary Non-dwelling	0.3	0.0	0.0	99.7
Theft of Vehicles	0.2	0.4	0.2	99.1
Theft from Vehicles	0.6	0.0	0.0	99.4
Theft Other	0.8	0.4	0.2	98.5
Fraud & forgery	3.2	3.7	1.5	91.6
Criminal Damage	1.8	0.4	0.2	97.5
Drug Offences	1.8	0.6	0.9	96.7
Other Offences	3.9	0.6	0.9	94.6

Source: Northumbria Police, TWRI, ONS Crown Copyright 2009

### 3.4 Occupation of Offenders

Offenders who had a home address in Sunderland during 2008/09:

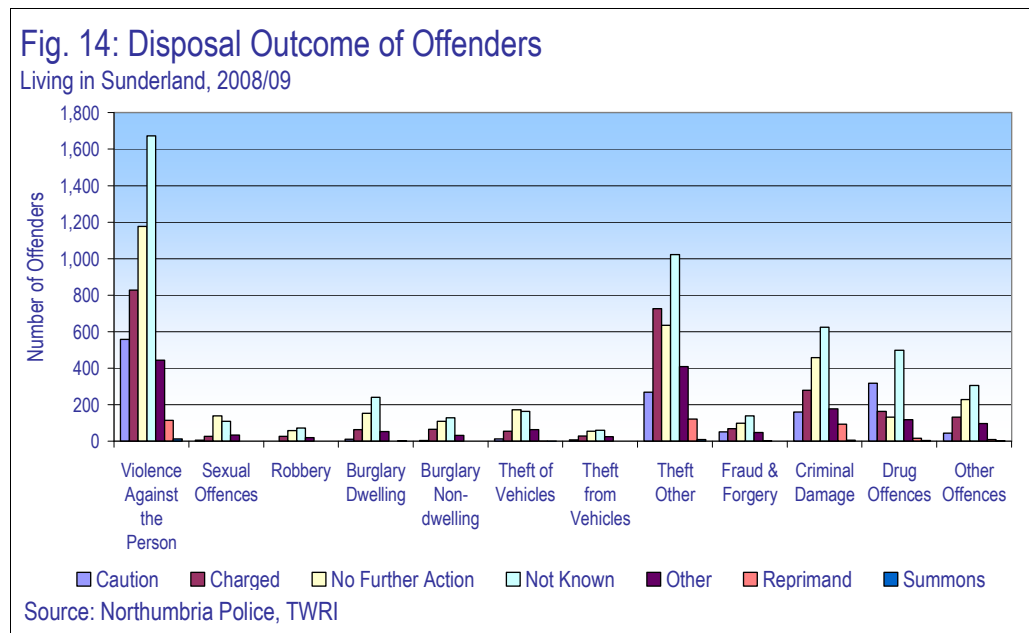
- Over half of offenders were unemployed (58%). The proportion of unemployed offenders was high for Burglary Dwelling (77%), Theft from Vehicles (75%) and Robbery (73%).
- Almost a quarter (24%) of offenders were in employment. Employed offenders were highest for Other Offences (32%), Fraud & Forgery (31%) and Violence Against the Person (30%).
- School children accounted for 11% of offenders. 21% of Criminal Damage offenders were school children. 12% of Burglary Non-dwelling offenders, Theft Other offenders and Violence against the Person offenders were school children.
- 6% of VAP and Criminal Damage offenders were students.



### 3.5 Disposal Group of Offenders

Offenders who had a home address in Sunderland during 2008/09:

- Almost a quarter (24%) of offenders had no further action taken against them. Almost a fifth (17%) were charged and 10% of offenders received a caution.
- A quarter of Drug offenders received a caution. Whilst no Robbery offenders received cautions, 15% were charged.
- No further action was taken against 45% of Sexual offenders and 37% of Vehicle Theft offenders.
- 3% of offenders received reprimands. 34% of reprimands were received by Theft Other offenders and a further 32% by VAP offenders.



## 4. Notifiable Offences - Profile of Repeat Offenders Living in Sunderland

During 2008/09 in Sunderland

- There were 7,801 offenders.
- 2,757 offenders had allegedly committed more than one offence.
- 71 individuals had allegedly committed over 10 offences each, accounting for 7% of all offences.

## 5. Non-notifiable Offences – Demographic Profile of Offenders Where crime was Committed in Sunderland.

Data within section 5 refers to the characteristics of offenders where the alleged crime was committed in Sunderland. The offence was not notifiable to the Home Office.

### 5.1 Age and Gender of Offenders

In 2008/09 there were 6,355 non-notifiable offences in Sunderland, committed by 4,705 individuals. Within this section each non-notifiable offence is considered separately. An analysis of repeat offenders can be found in section 6.

In Sunderland during 2008/09

- 82% of non-notifiable offenders were male.
- 35% of all non-notifiable offenders were males aged 18-24 year old.
- 21% of male and 23% of female non-notifiable offenders were 30-39 years old.

	Age Range								All Ages
	Under 10	10-17	18-24	25-29	30-39	40-49	50-59	60+	
<b>Male</b>	0	497	1825	905	1085	625	234	64	5,237
<b>Female</b>	0	167	344	165	260	131	43	8	1,118
<b>Total</b>	0	664	2,169	1,070	1,345	756	277	72	6,355

Source: Northumbria Police, TWRI  
 Note: Age and gender may not sum to total, as in some cases age and/or gender is not known.

## 5.2 Ethnicity of Offenders

In Sunderland during 2008/09:

- 3% of non-notifiable offenders were from a Black or Minority Ethnic (BME) group.

**Table 4: Non-notifiable Offenders by Ethnicity, where the Offence was Committed in Sunderland 2008/09**

Ethnic Group	Number of Offenders	% of Offenders
Asian or Asian British	79	1.2
Black or Black British	57	0.9
Chinese, Mixed or Other	60	0.9
White	6,159	96.9
Total	6,355	

Source: Northumbria Police, TWRI, ONS Crown Copyright 2009

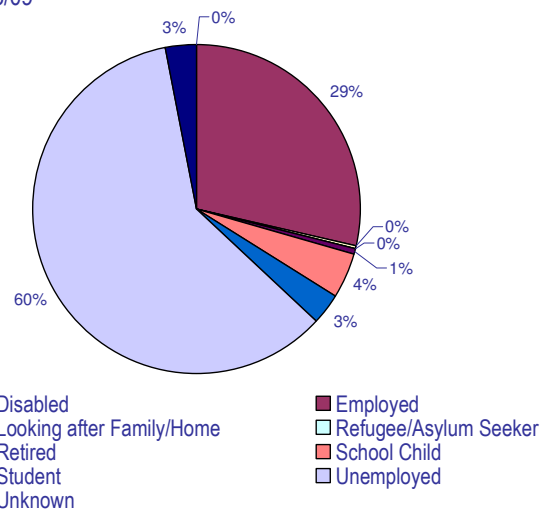
## 5.3 Occupation of Offenders

In Sunderland during 2008/09:

- Three fifths of non-notifiable offenders were unemployed, whilst almost one third (29%) were in employment.
- 7% of non-notifiable offenders were a school child or student.

**Fig. 15: Occupation of Non-notifiable Offenders**

Committed in Sunderland, 2008/09



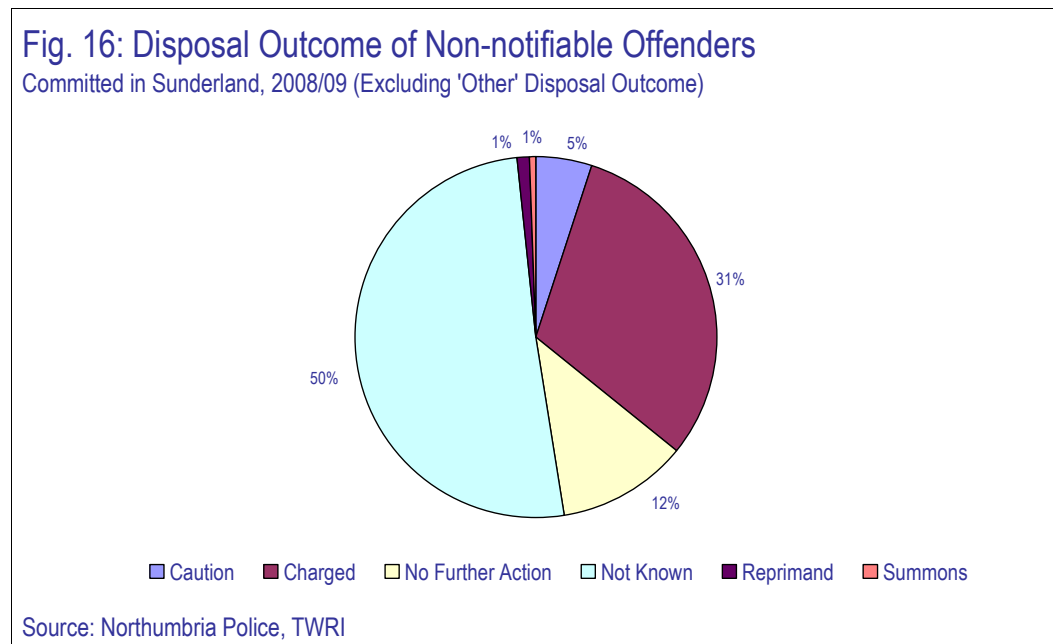
Source: Northumbria Police, TWRI



## 5.4 Disposal Group of Offenders

In Sunderland during 2008/09:

- One third of non-notifiable offenders had 'Other' listed for their disposal outcome. This category includes such things as Offender Deceased, Escorted to Court and Warnings.
- Excluding the Other disposal group, No Further Action was taken in 12% of cases, whilst 5% were cautioned. Charges were brought against 31% of offenders.



## 6. Non-Notifiable Offences - Profile of Repeat Offenders Where the Crime was Committed in Sunderland

During 2008/09 in Sunderland:

- There were 4,705 non-notifiable offenders.
- 968 offenders had allegedly committed more than one offence.
- 3 individuals had allegedly committed over 10 offences each, accounting for less than 1% of all offences.

## 7. Non-Notifiable Offences – Demographic Profile of Offenders Living in Sunderland.

Data within section 7 refers to the characteristics of offenders where the home address was given as being in Sunderland. The alleged crime would not have been notifiable to the Home Office. The alleged crime will have been committed within the Northumbria Police Force area, although not necessarily within Sunderland.

### 7.1 Age and Gender of Offenders

In 2008/09 there were 5,835 non-notifiable offences in Sunderland, committed by 4,161 individuals, whose home address was in Sunderland. Within this section each non-notifiable offence is considered separately. An analysis of repeat offenders can be found in section 8.

In Sunderland during 2008/09:

- 82% of non-notifiable offenders were male.
- 35% of all non-notifiable offenders were males aged 18-24 year old.
- 21% of male and 23% of female non-notifiable offenders were 30-39 years old.

	Age Range								All Ages
	Under 10	10-17	18-24	25-29	30-39	40-49	50-59	60+	
<b>Male</b>	0	467	1,687	838	987	564	205	56	4,807
<b>Female</b>	0	158	320	156	235	115	35	9	1,028
<b>Total</b>	0	625	2,007	994	1,222	679	240	65	5,835

Source: Northumbria Police, TWRI  
Note: Age and gender may not sum to total, as in some cases age and/or gender is not known.

### 7.2 Ethnicity of Offenders

In Sunderland during 2008/09:

- 3% of non-notifiable offenders were from a Black or Minority Ethnic (BME) group. BME groups accounted for 3.9% of the population of Sunderland.

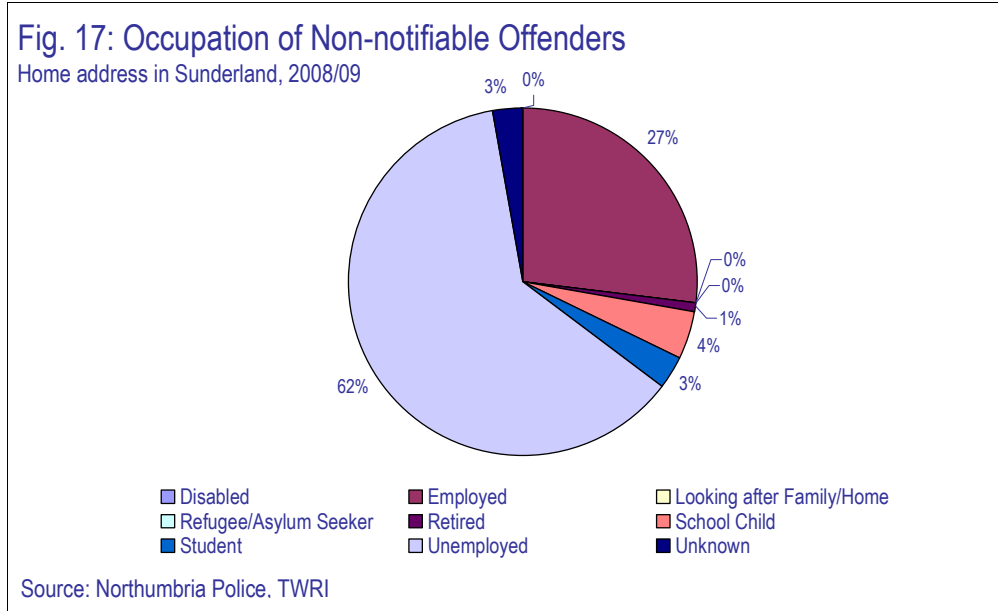
Ethnic Group	Number of Offenders	% of Offenders	% of Population
Asian or Asian British	80	1.4	1.8
Black or Black British	52	0.9	0.6
Chinese, Mixed or Other	42	0.7	1.5
White	5,661	97.0	96.1
Total	5,835		

Source: Northumbria Police, TWRI, ONS Crown Copyright 2009

### 7.3 Occupation of Offenders

In Sunderland during 2008/09:

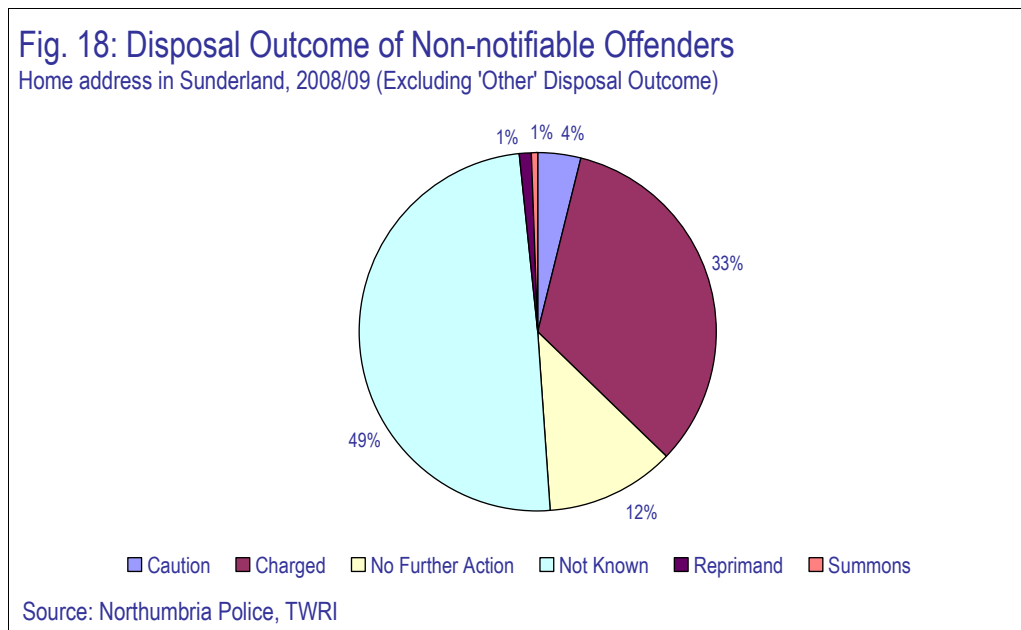
- Over three fifths (62%) of non-notifiable offenders were unemployed, whilst 27% were in employment.
- 7% of non-notifiable offenders were a school child or student.



### 7.4 Disposal Group of Offenders

In Sunderland during 2008/09:

- 34% of non-notifiable offenders had 'Other' listed for their disposal outcome. This category includes such things as Offender Deceased, Escorted to Court and Warnings.
- Excluding the Other disposal group, No Further Action was taken in 12% of cases, whilst 4% were cautioned. Charges were brought against 33% of offenders.



## 8. Non-Notifiable Offences - Profile of Repeat Offenders Living in Sunderland

During 2008/09 in Sunderland:

- There were 4,161 non-notifiable offenders.
- 947 offenders had allegedly committed more than one offence.
- 36 individuals had allegedly committed over 5 offences each, whilst one of these 36 had allegedly committed over 10 offences.

## 9. Location Profile of Notifiable Offenders in Sunderland

In 2008/09 there were 15,024 notifiable offences committed in Sunderland. 13,074 of these offences were committed by 7,260 individuals living in Sunderland.

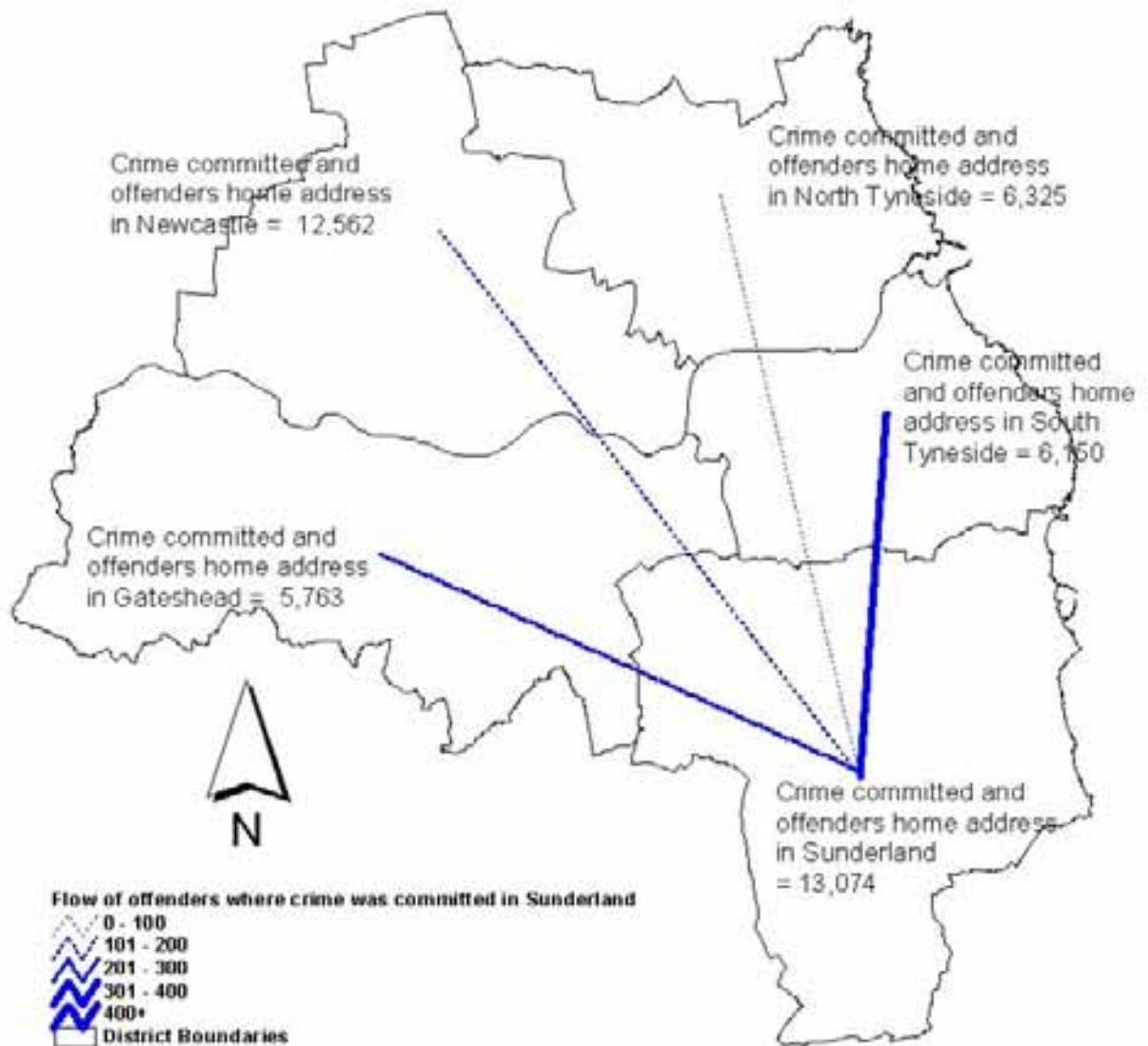
The proportion of offenders living in Sunderland approximately mirrored the proportional share of the population in Tyne & Wear. Newcastle and Sunderland had the highest percentage share of offenders, whilst also having the highest proportional share of the total population of Tyne & Wear.

**Table 7: Location of Offenders Home Address Compared to Where the Crime was Committed (Notifiable Offences), Tyne & Wear, 2008/09**

Crime District	Offenders Home Address District				
	Gateshead	Newcastle	North Tyneside	South Tyneside	Sunderland
Gateshead	5,763	866	137	173	248
Newcastle	1,096	12,562	1,240	258	295
North Tyneside	143	861	6,325	75	91
South Tyneside	248	193	89	6,150	442
Sunderland	<b>210</b>	<b>186</b>	<b>62</b>	<b>315</b>	<b>13,074</b>
Tyne & Wear	7,460	14,668	7,853	6,971	14,150

Source: Northumbria Police, TWRI.

**Map 1: The Location of Offenders Home Addresses in Relation to Where the Notifiable Crime was Committed, Sunderland, 2008/09**



Source: Northumbria Police, and TWRI. Boundary file © Crown copyright. All rights reserved (Tyne and Wear Research and Information) (Licence No 100029087) (2009).

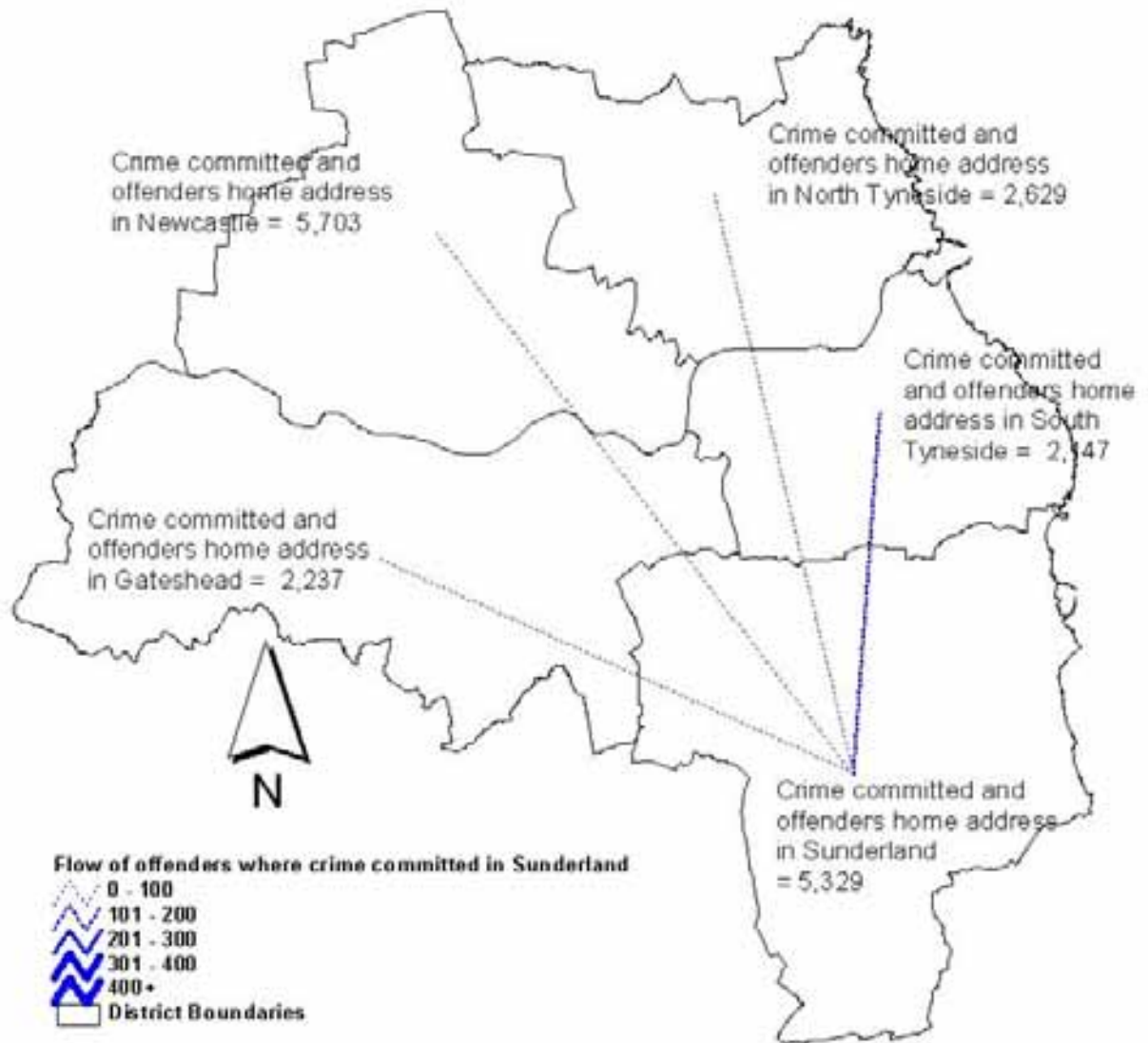
## 10. Location Profile of Non-notifiable Offenders in Sunderland

In 2008/09 there were 6,355 non-notifiable offences committed in Sunderland. 5,329 of these offences were committed by 3,859 individuals living in Sunderland.

Crime District	Offenders Home Address District				
	Gateshead	Newcastle	North Tyneside	South Tyneside	Sunderland
<b>Gateshead</b>	2,237	306	54	67	107
<b>Newcastle</b>	646	5,703	600	164	162
<b>North Tyneside</b>	70	356	2,629	38	41
<b>South Tyneside</b>	83	78	38	2,147	158
<b>Sunderland</b>	<b>82</b>	<b>78</b>	<b>18</b>	<b>137</b>	<b>5,329</b>
<b>Tyne &amp; Wear</b>	3,118	6,521	3,339	2,553	5,797

Source: Northumbria Police, TWRI.

**Map 2: The Location of Offenders Home Addresses in Relation to Where the Non-Notifiable Crime was Committed, Sunderland, 2008/09**



Source: Northumbria Police, and TWRI, Boundary file © Crown copyright. All rights reserved (Tyne and Wear Research and Information) (Licence No 100029087) (2009).

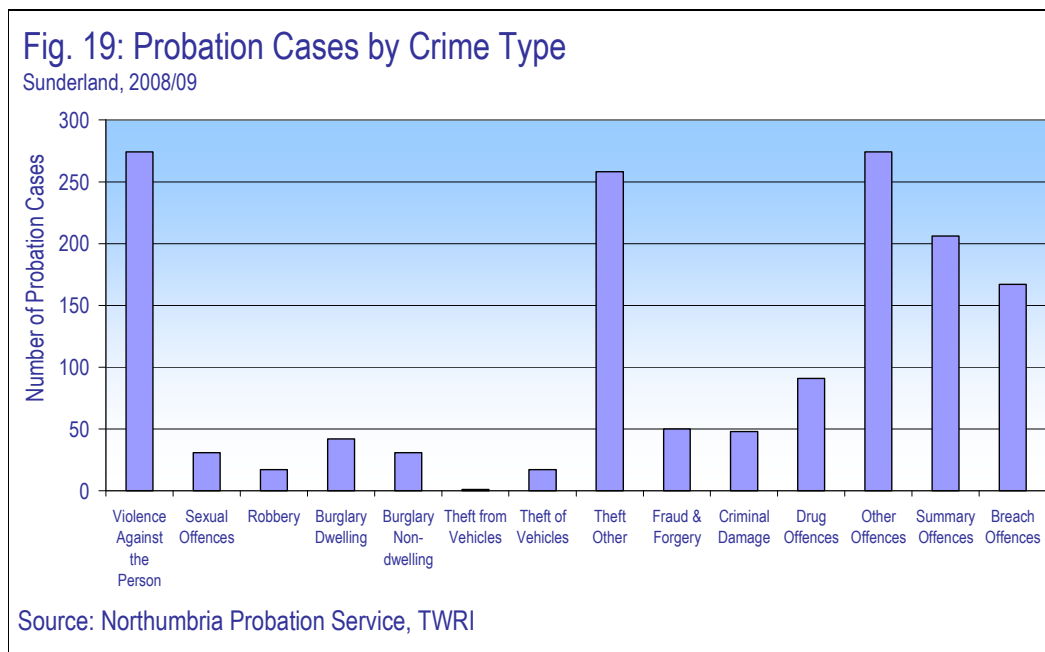
## 11. Probation Cases in Sunderland

Probation is a sentence imposed by a court in lieu of incarceration. A criminal who is "on probation" has been convicted of a crime but has served only part of the sentence in jail, or has not served time at all.

### 11.1 Probation Cases by Types of Crime

During 2008/09 in Sunderland:

- There were 1,507 Probation cases.
- 75% of Probation cases were for notifiable offences.
- 18% of Probation cases for Other Offences and Violence Against the Person offences. 17% were for Theft Other offences.



### 11.2. Age, Gender and Ethnicity of Probationers

During 2008/09 in Sunderland of those on Probation:

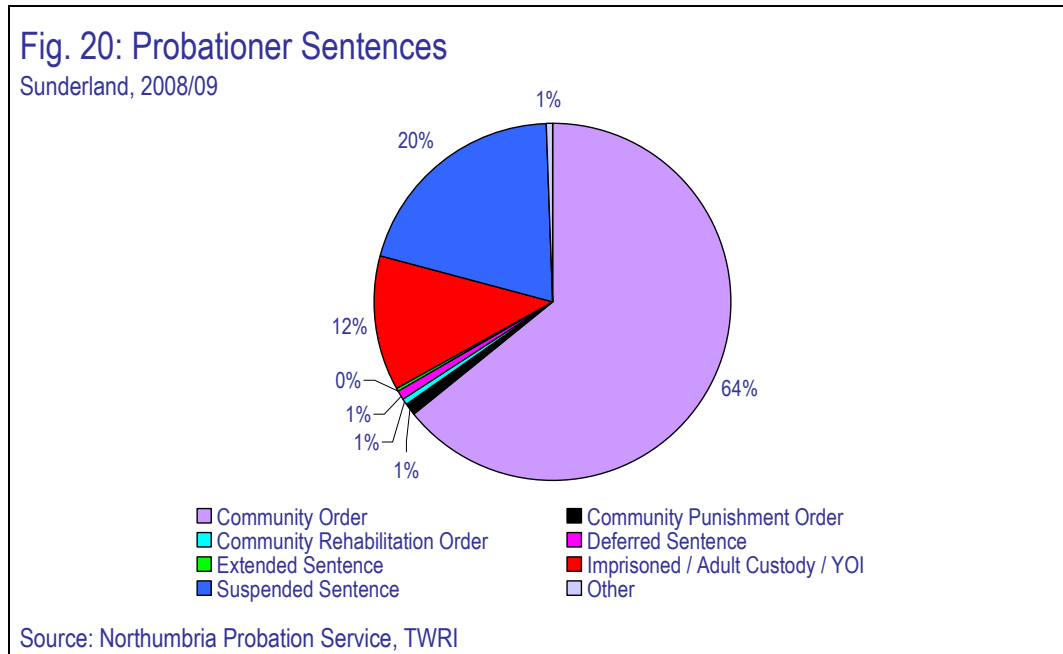
- 87% were male.
- 44% were aged under 26 years old.
- 3% were of Black or Minority Ethnic origin.



## 11.3 Probationer Sentences

During 2008/09 in Sunderland of those on Probation:

- 66% were given a community sentence, whilst 20% were given a suspended sentence.
- 12% were given a custodial sentence.



## 11.4 Offender Assessment System (OASys) Needs Assessments

The Offender Assessment System (OASys) is a standardised process for the assessment of offenders. OASys assesses how likely an offender is to be reconvicted by identifying and classify offending-related needs including basic personality characteristics, thinking deficits and social issues. The system also assesses risk of harm to others and also to themselves and assists with the management of risk of harm.

An OASys assessment is carried out at the stage that the pre-sentence report (PSR) is produced, with further assessments conducted periodically throughout the sentence (whether in custody or in the community) and at the end of sentence. If there is no PSR, OASys is completed for the first time at commencement of the sentence.

During 2008/09 in Sunderland of those on Probation undergoing OASys assessments:

- 23% were considered to be at high risk of reconviction at the start of the Probation sentence.
- 11% were considered to be at high risk of reconviction at the end of the Probation sentence.

**Table 9: Risk of Reconviction of Probationers in Sunderland, 2008/09**

	Start of Probation	End of Probation
High	268	54
Medium	521	230
Low	268	205
Not Calculated	126	15
Total	1,183	504

Source: Northumbria Probation Service, TWRI

During 2008/09 in Sunderland:

- There were 1,219 OASys assessments undertaken at the start of Probation sentences.
- 68% of Probationers were identified as having an ‘Education, Training and Employability’ need.
- Drug misuse was a concern in 27% of cases, whilst alcohol misuse was a concern in 29% of cases.
- There were 520 OASys assessments undertaken at the end of Probation sentences.
- 52% of Probationers were identified as having an ‘Education, Training and Employability’ need at the end of Probation.
- Drug misuse was a concern in 14% of cases, whilst alcohol misuse was a concern in 18% of cases at the end of Probation.

**Table 10: Probationers and 'Areas of Need' in Sunderland, 2008/09**

Area of Need	Number With Needs Start of Probation	% With Needs Start of Probation	Number With Needs End of Probation	% With Needs End of Probation
Accommodation	670	55.0	185	35.6
Education, Training and Employability	823	67.5	269	51.7
Financial Management and Income	659	54.1	190	36.5
Relationships	129	10.6	39	7.5
Lifestyle and Associates	764	62.7	230	44.2
Drug Misuse	324	26.6	75	14.4
Alcohol Misuse	351	28.8	92	17.7
Emotional Wellbeing	452	37.1	174	33.5
Thinking and Behaviour	669	54.9	186	35.8
Attitudes	603	49.5	183	35.2
Number of OASys assessments	1,219		520	

Source: Northumbria Probation Service, TWRI