



A Profile of Offenders of Crime Gateshead, 2008/09

December 2009

By
Margaret Harrison
Nicola Crosby
Kadhem Jallab

CONTENTS

Key Messages	1
1. Notifiable Offences - Demographic Profile of Offenders Where the Crime was Committed in Gateshead	2
2. Notifiable Offences - Profile of Repeat Offenders Where the Crime was Committed in Gateshead	8
3. Notifiable Offences – Demographic Profile of Offenders Living in Gateshead	8
4. Notifiable Offences - Profile of Repeat Offenders Living in Gateshead	13
5. Non-notifiable Offences – Demographic Profile of Offenders Where crime was Committed in Gateshead	13
6. Non-Notifiable Offences - Profile of Repeat Offenders Where the Crime was Committed in Gateshead	15
7. Non-Notifiable Offences – Demographic Profile of Offenders Living in Gateshead ...	15
8. Non-Notifiable Offences - Profile of Repeat Offenders Living in Gateshead	18
9. Location Profile of Notifiable Offenders in Gateshead	18
10. Location Profile of Non-notifiable Offenders in Gateshead	20
11. Probation Cases in Gateshead	22

TWRI
1st Floor Provincial House
Northumberland Street
Newcastle upon Tyne
NE1 7DQ
Tel: (0191) 277 1912,
Fax: (0191) 277 1911
E-MAIL: twri@twri.org.uk
WEBSITE: www.twri.org.uk

KEY MESSAGES

In 2008/09 8,002 **notifiable** offences were committed in Gateshead by 5,158 individuals. 1,466 of these offenders had allegedly committed more than one offence.

Where the notifiable crime was committed in Gateshead in 2008/09:

- One third of offenders committed crimes of a violent¹ nature.
- 83% of VAP offenders were male and 30% of these males were aged 18-24 years old.
- 46% of female VAP offenders were aged 10-24.
- 3.5% of offenders were from a Black and Minority Ethnic (BME) group BME accounts for 4% of the total population of Gateshead.
- 25% of offenders were in employment, whilst 31% of offenders were charged.

In 2008/09 there were 7,572 notifiable offences committed by 4,437 individuals whose home address was given as Gateshead. 1,477 of these offenders had allegedly committed more than one offence. The offence would have been committed in the Northumbria Force Area, although not necessarily in Gateshead.

In 2008/09 there were 3,095 **non-notifiable** offences in Gateshead, committed by 2,482 individuals. 413 of these offenders had allegedly committed more than one offence.

Where the non-notifiable crime was committed in Gateshead in 2008/09:

- 84% of offenders were male, however, 26% of all offenders were males aged 18-24 years old.
- 22% of male and 21% of female offenders were aged 30-39 years old.
- 5% of offenders were from a BME group. BME accounts for 4% of the total population of Gateshead.
- 56% of offenders were unemployed, whilst 31% were in employment.
- 52% of offenders had 'Other' listed as their disposal outcome. Excluding 'Other' disposal group, 65% of offenders were charged, whilst 23% had no further action taken.

In 2008/09 there were 3,156 non-notifiable offences committed by 2,419 individuals whose home address was given as Gateshead. 458 of these offenders had allegedly committed more than one offence.

During 2008/09:

- Of the 8,002 notifiable offences committed in Gateshead, 5,763 of these offences were committed by 3,508 individuals living in Gateshead.
- Of the 3,095 non-notifiable offences committed in Gateshead, 2,237 of these offences were committed by 1,764 individuals living in Gateshead.

During 2008/09 in Gateshead:

- There were 989 Probation cases.
- 80% of Probation cases were for notifiable offences.
- 85% of those on Probation were male, 39% were aged under 26 years old and 4% were of Black or Minority Ethnic origin.
- 67% of those on Probation were subject to a Community Order, whilst 19% were given a Suspended Sentence. 12% were given a custodial sentence.

During 2008/09 in Gateshead of those on Probation undergoing OASys assessments:

- 24% were considered to be at high risk of reconviction at the start of the Probation sentence, whilst 9% were considered to be at high risk of reconviction at the end of the Probation sentence.
- At the start of sentence drug misuse was a concern in 35% of cases, whilst at the end it was a concern in 10% of cases.

¹ Violent crime comprises Violence Against the Person (VAP), Sexual offences and Robbery. VAP covers the whole spectrum of assaults from pushing and shoving, with no physical harm, to murder.

This report aims to give an overview of those arrested or charged with offences in Gateshead during 2008/09. For the purposes of the report these people arrested or charged with offences are referred to as offenders, although at this stage of the Criminal Justice process the offence against them has not been proven. A demographic profile of offenders, identifying particular groups of people arrested or charged with disproportionate levels of crime (rather than convictions) has been undertaken. The number of repeat offenders within the year has also been identified. Where the alleged crime was committed and the home address of the offender is analysed, along with the 'disposal outcome'. Analysis has been undertaken for notifiable and non-notifiable offences.

In order to build a more accurate picture of the profile of offenders only the latest disposal outcome for each offence within the time period being considered is counted. For example, within a year, an offender could be arrested, bailed (once or several times), then be charged with an offence. For the purposes of this report, only the latest 'event' is counted, so in this example the 'charge'.

The report provides an analysis of Probation cases during 2008/09 in Gateshead. Probation is a sentence imposed by a court in lieu of incarceration. A criminal who is "on probation" has been convicted of a crime but has served only part of the sentence in jail, or has not served time at all.

Data are provided for one year only, 2008/09, therefore care should be taken when drawing conclusions.

Population figures are mid-year estimates 2007 - Source: Population Estimates Unit, ONS: Crown Copyright 2008.

Ethnicity figures are experimental Population Estimates 2007 - Source: Office for National Statistics, Crown Copyright 2009.

1. Notifiable Offences - Demographic Profile of Offenders Where the Crime was Committed in Gateshead

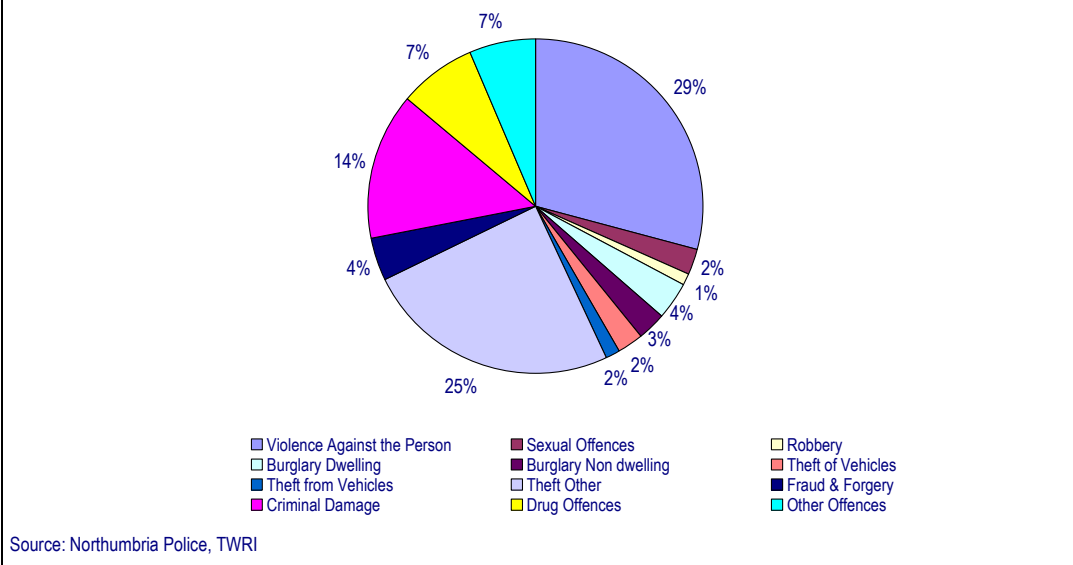
Data within section 1 refers to the characteristics of offenders where the alleged crime was committed in Gateshead. The offence was notifiable to the Home Office.

1.1 Distribution of Different Types of Crime

In 2008/09 there were 8,002 notifiable offences in Gateshead, committed by 5,158 individuals. Within this section each notifiable offence is considered separately. An analysis of repeat offenders can be found in section 2.

One third of notifiable offences committed in Gateshead were of a violent nature. After violent crimes Theft Other accounted for 25% of offences.

Fig. 1: Proportion of Notifiable Crimes
Committed by Offenders in Gateshead, 2008/09

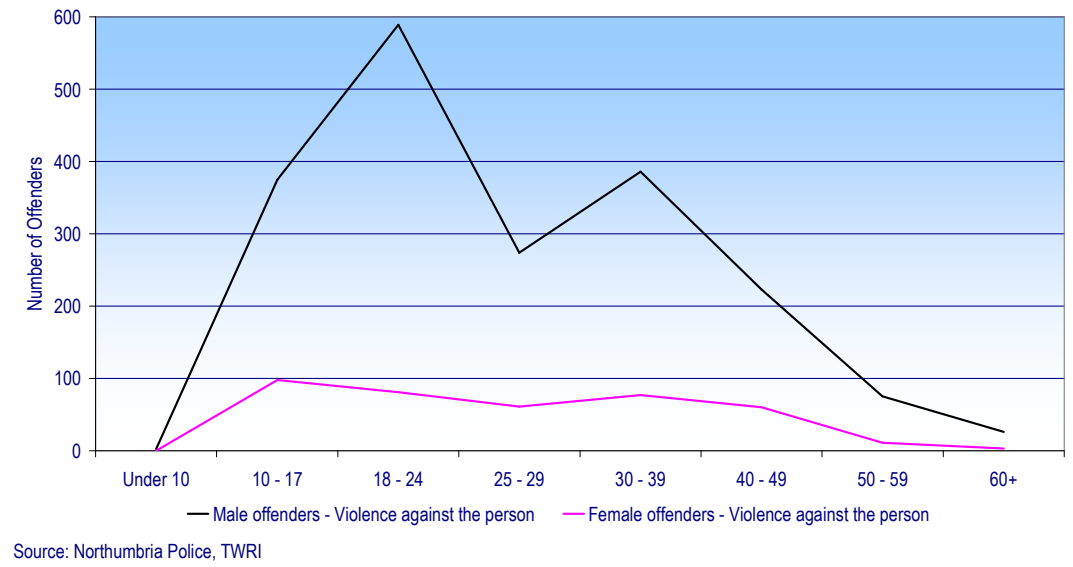


1.2 Age and Gender of Offenders

In Gateshead during 2008/09

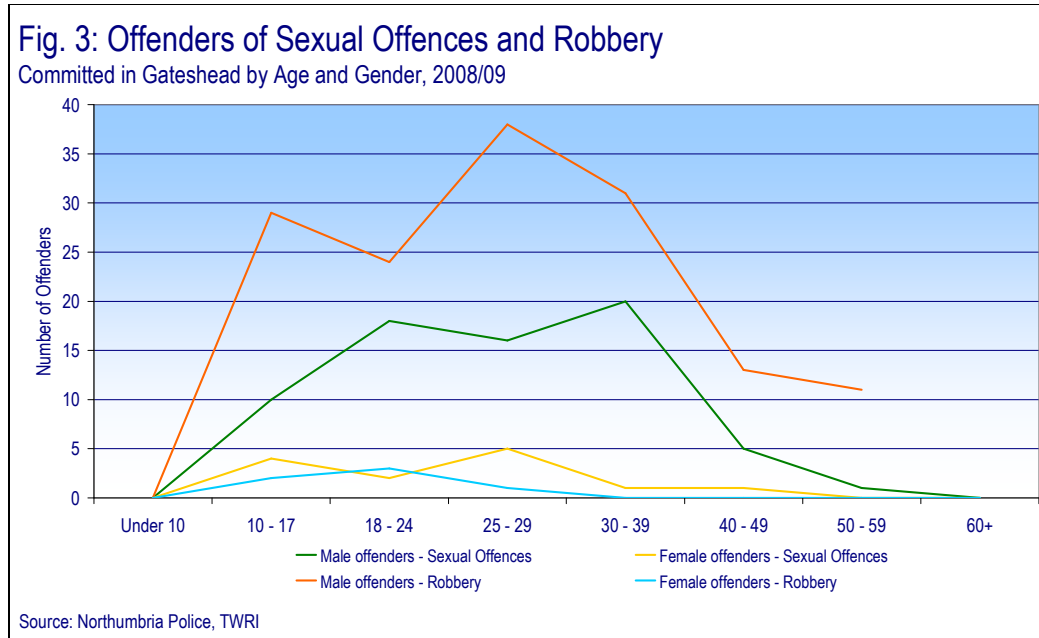
- Violence Against the Person was the most prevalent offence committed by offenders.
- Males accounted for 83% of offenders of Violence Against the Person (VAP).
- Almost a third (30%) of these male offenders were aged 18-24, the age group accounting for the largest proportion of VAP offenders.
- 46% of female VAP offenders were aged 10-24.

Fig. 2: Offenders Of Violence Against the Person
Committed in Gateshead by Age and Gender, 2008/09



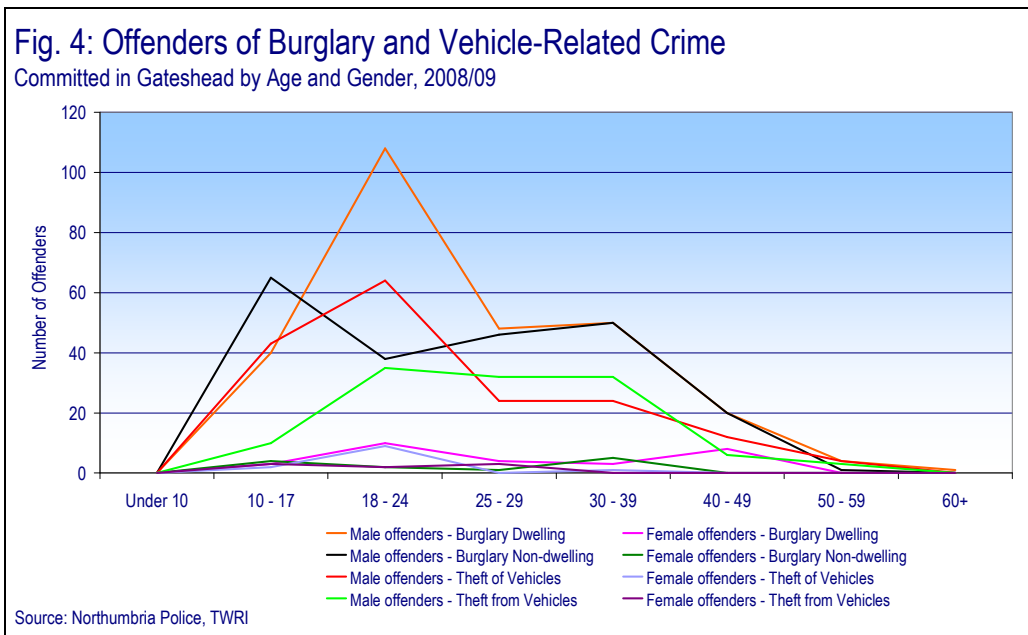
In Gateshead during 2008/09:

- Males accounted for 97% of offenders of Sexual Offences. 20% of these males were aged 18-24 years.
- Males accounted for 84% of Robbery offenders. 49% were aged 18-29.
- 38% of female Robbery offenders were aged 25-29 years old.



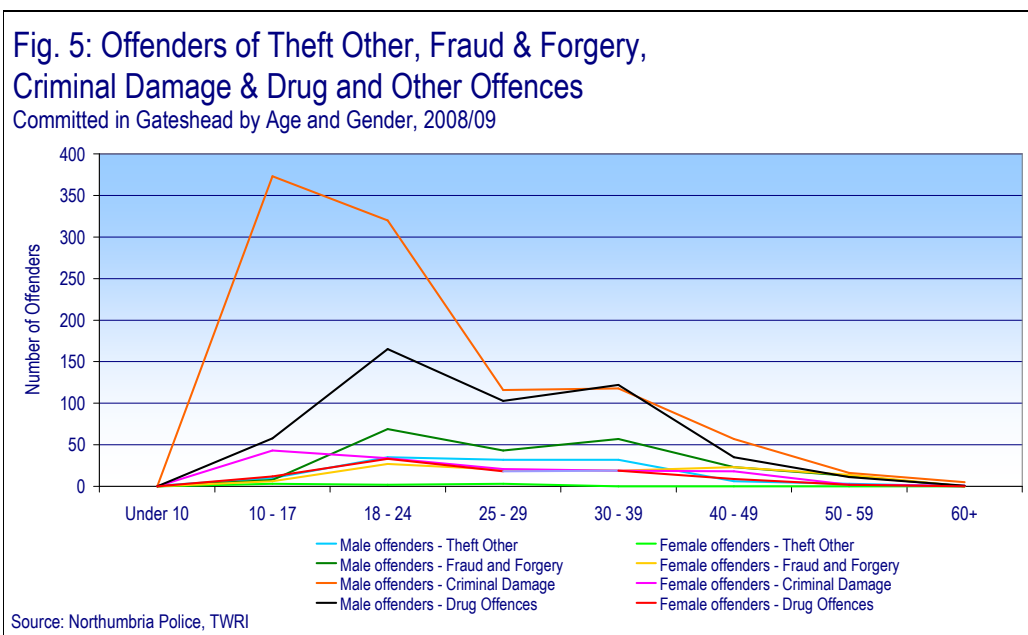
In Gateshead during 2008/09:

- Males accounted for 91% of Burglary Dwelling offenders. 40% of these males were aged 18-24 years and as for males it was the 18-24 olds that accounted for the largest proportion of female Burglary Dwelling offenders (36%).
- Males accounted for 95% of Burglary Non-dwelling offenders. 10-17 year old represented the largest proportion (30%) of male Burglary Non-dwelling offenders.
- Males accounted for 93% of offenders of vehicle thefts. 37% of these males were aged 18-24. Three quarters of the females allegedly responsible for vehicle thefts were aged 18-24.
- Males accounted for 94% of Theft from Vehicle offenders. Almost one third (30%) of these males were aged 18-24.



In Gateshead during 2008/09:

- Males accounted for 71% of Theft Other offenders. Males in the 18-24 age group were the most frequent offenders accounting for over one quarter (26%). 10-17 year olds accounted for the highest proportion (26%) of Theft Other committed by female offenders.
- 34% of Fraud & Forgery offenders were female. Those aged 18-24 accounted for one quarter of these offenders.
- 88% of Criminal Damage offenders were male. Almost three quarters (69%) of these males were aged under 25. Of the 12% of female offenders of Criminal Damage those aged 10-17 accounted for 31%.
- 84% of offenders of Drug Offences were male. The age group for male and female offenders peaked at 18-24.



1.3 Ethnicity of Offenders

In Gateshead during 2008/09:

- 12% of offenders of Sexual Offences were from a Black or Minority Ethnic (BME) group.
- 4.7% of Fraud & Forgery offenders were Black or Black British people who accounted for 0.8% of the population of Gateshead.
- 4.6% of Drug Offence and 4.0 Theft Other offenders came from a BME group. BME groups account for 4% of the population of Gateshead.
- White people made up 96.1% of the population of Gateshead yet accounted for 99.1% of Burglary Non dwellings and 98.9% of Criminal Damage offenders.

Table 1: Offenders in Gateshead by Ethnicity 2008/09

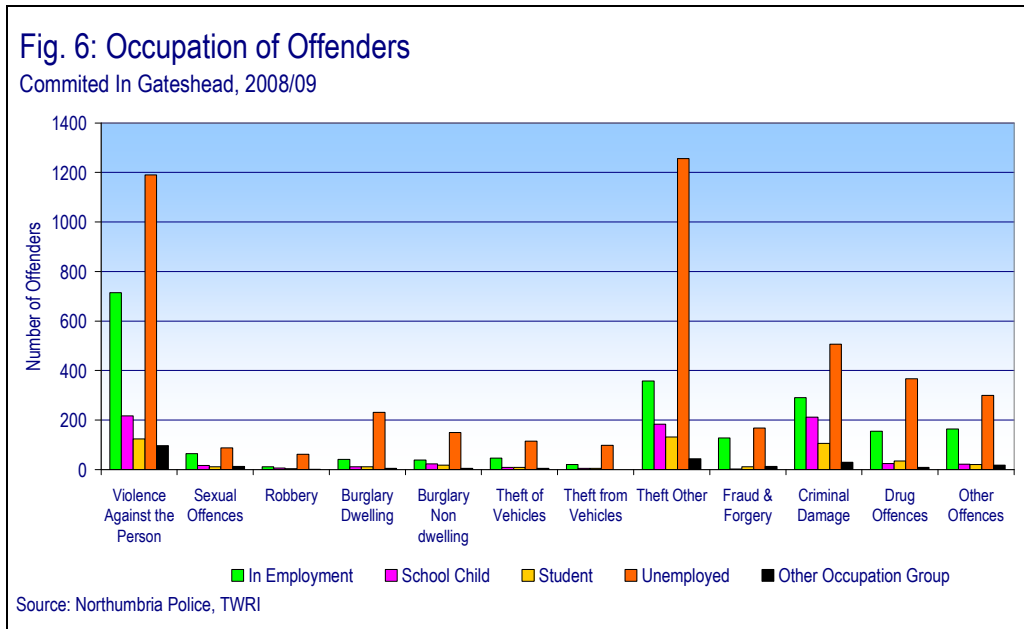
Crime Category	Proportion of Offenders (%)			
	Asian or Asian British (1.5%)	Black or Black British (0.8%)	Chinese/Mixed/Other (1.7%)	White (96.1%)
Violence Against the Person	2.2	0.5	0.5	96.4
Sexual Offences	3.7	4.2	4.2	88.9
Robbery	0.0	0.0	1.2	98.8
Burglary Dwelling	3.0	0.0	0.0	97.0
Burglary Non dwelling	0.4	0.4	0.0	99.1
Theft of Vehicles	0.5	1.1	0.5	97.8
Theft from Vehicles	0.8	0.0	0.0	98.4
Theft Other	1.8	1.1	0.5	96.0
Fraud & Forgery	2.5	4.7	1.9	90.7
Criminal Damage	0.6	0.3	0.0	98.9
Drug Offences	2.9	1.2	0.3	95.4
Other Offences	0.8	1.1	0.4	97.1

Source: Northumbria Police, TWRI

1.4 Occupation of Offenders

In Gateshead during 2008/09:

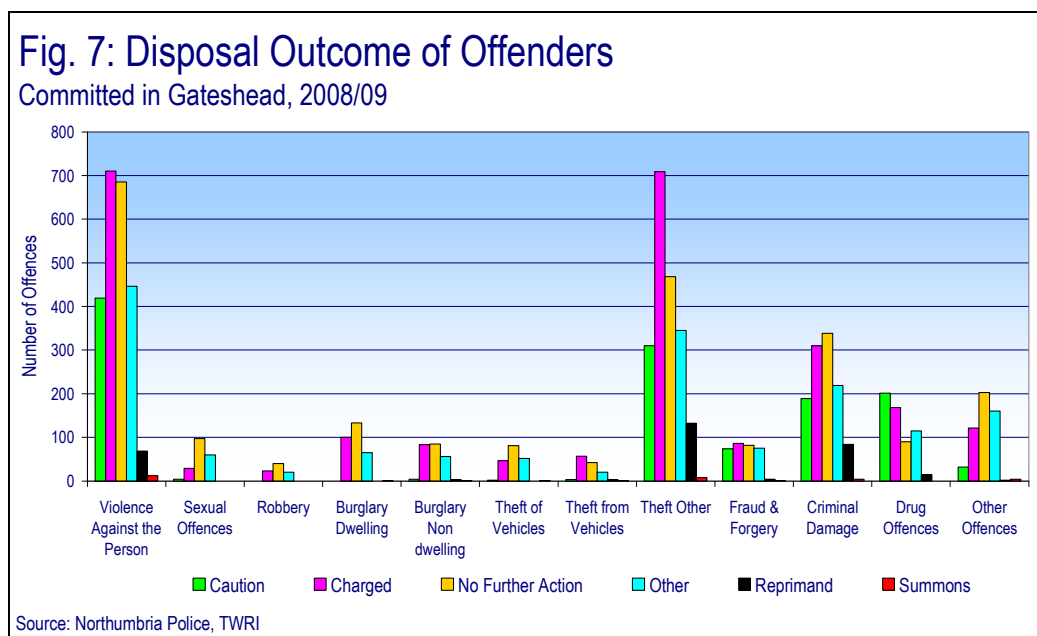
- The proportion of offenders who were unemployed was particularly high for Theft from Vehicles (78%), Burglary Dwelling (77%) and Robbery (75%).
- The employed accounted for 40% of Fraud & Forgery offenders, 34% of Sexual offenders, 30% of VAP offenders.
- School children accounted for 19% of Criminal Damage offenders and 9% of Burglary Non-dwelling offenders.
- Student offenders were responsible for 9% of Criminal Damage, 7% of Theft Other offences and 6% of Sexual Offences.



1.5 Disposal Group of Offenders

In Gateshead during 2008/09:

- No further action was taken in over one quarter (29%) of cases, charges were brought against 31% of offenders. Cautions were given to 16%.
- No further action was taken against over half (51%) of Sexual offenders whilst 15% were charged and 2% cautioned.
- No further action was taken against 48% of Robbery offenders whilst 28% were charged.
- Over a third (34%) of Drug offenders received a caution whilst just over a quarter (28%) were charged.
- 45% of Theft from Vehicle offenders were charged.



2. Notifiable Offences - Profile of Repeat Offenders Where the Crime was Committed in Gateshead

During 2008/09 in Gateshead:

- There were 5,158 offenders.
- 1,466 offenders had allegedly committed more than one offence.
- 124 individuals had allegedly committed over 5 offences each.
- 8 individuals had allegedly committed over 10 offences each. Over one third of the offences allegedly committed by these 8 individuals were for Theft Other (37 out of 101 offences).

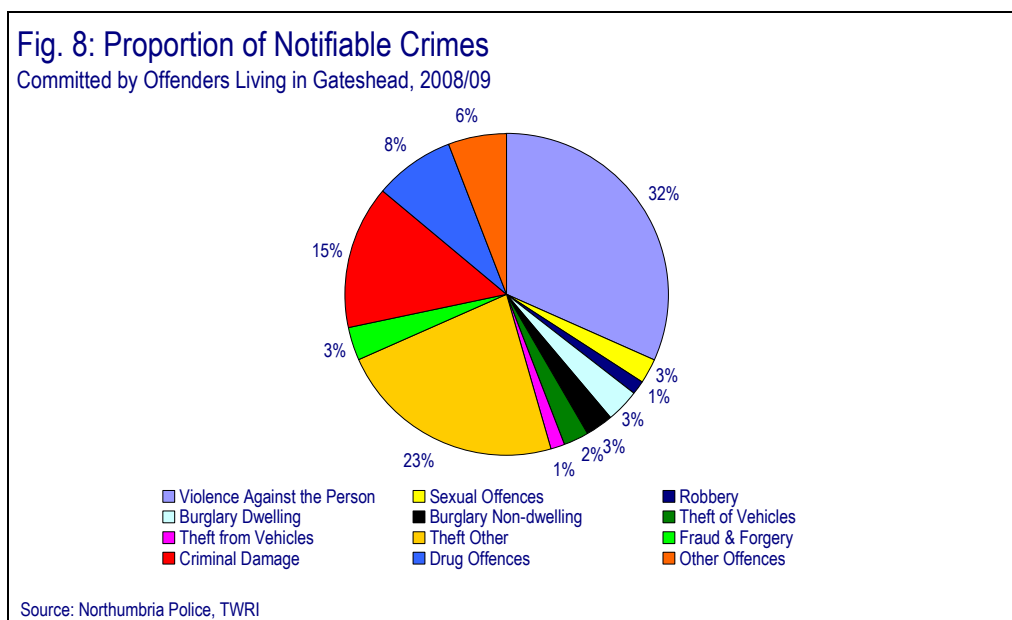
3. Notifiable Offences – Demographic Profile of Offenders Living in Gateshead.

Data within section 3 refers to the characteristics of offenders where the home address was given as being in Gateshead when the alleged offence was committed. The alleged crime will have been committed within the Northumbria Police Force area, although not necessarily within Gateshead.

3.1 Distribution of Different Types of Crime

In 2008/09 there were 7,572 notifiable offences committed by 4,437 individuals. Within this section each notifiable offence is considered separately. An analysis of repeat offenders can be found in section 4.

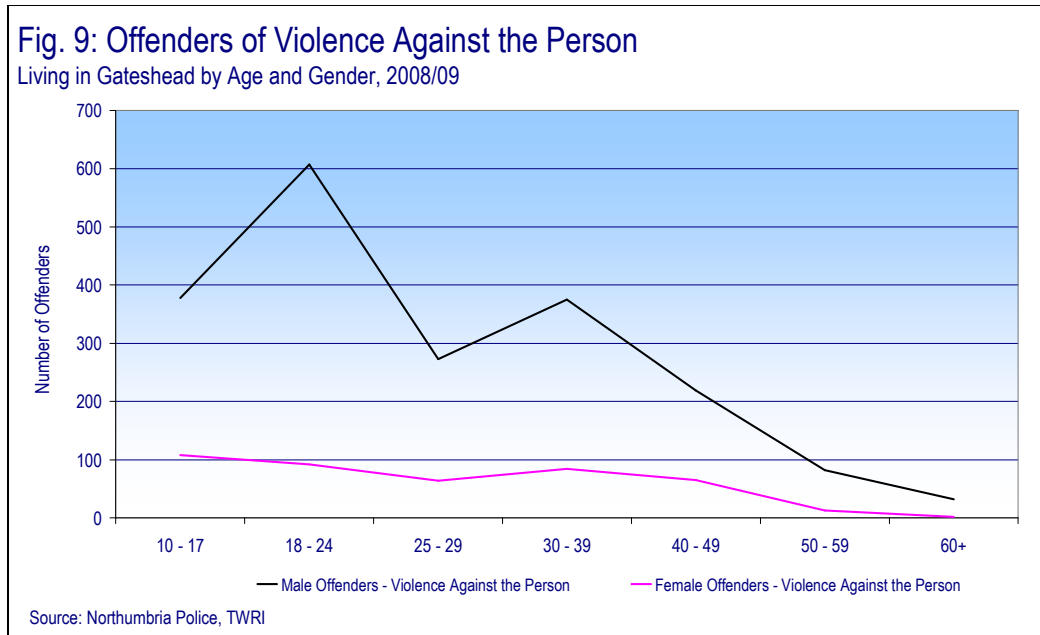
Of the offenders living in Gateshead, over one third (36%) had allegedly committed a violent crime while just under a quarter (23%) had committed Theft Other offences.



3.2 Age and Gender of Offenders

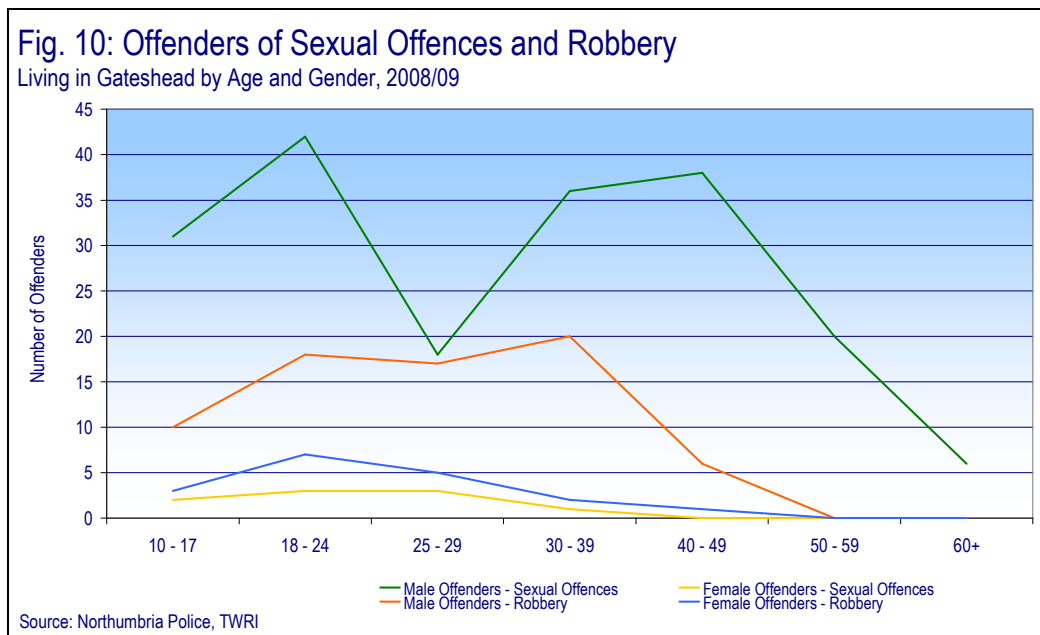
Offenders who had a home address in Gateshead during 2008/09:

- Just under one third (32%) of offenders had allegedly committed Violence Against the Person offences.
- 82% of Violence Against the Person offences were committed by males. Just under one third (31%) of these males were aged 18-24.
- One quarter of female offenders of Violence Against the Person were aged 10-17.



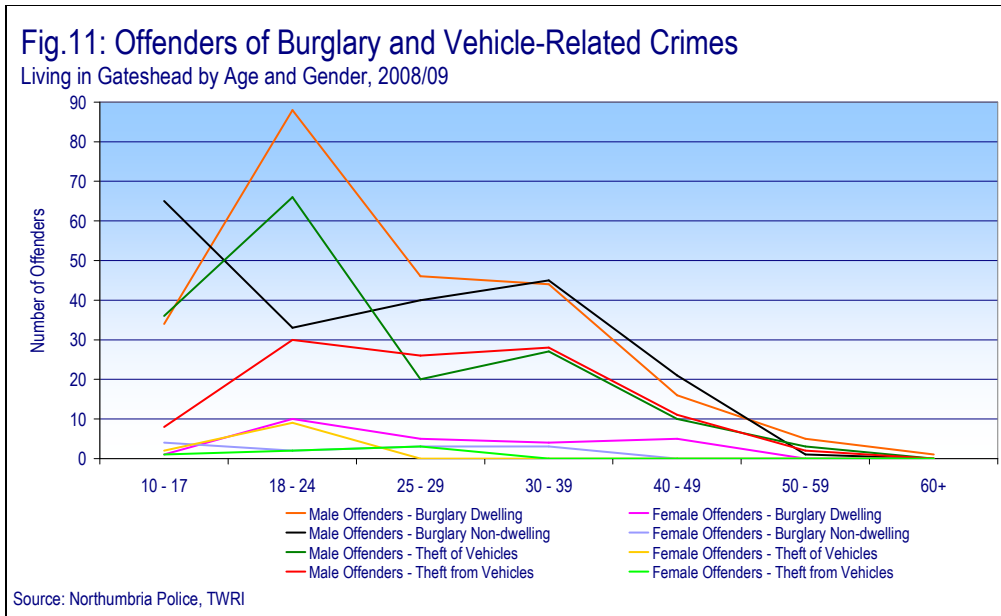
Offenders who had a home address in Gateshead during 2008/09:

- Sexual offenders made up 3% of the total number of offenders. 96% of Sexual offenders were male. Almost a third (31%) of these males were aged 18-29.
- 80% of Robbery offenders were male. Over one quarter (28%) of these males were aged 30-39.



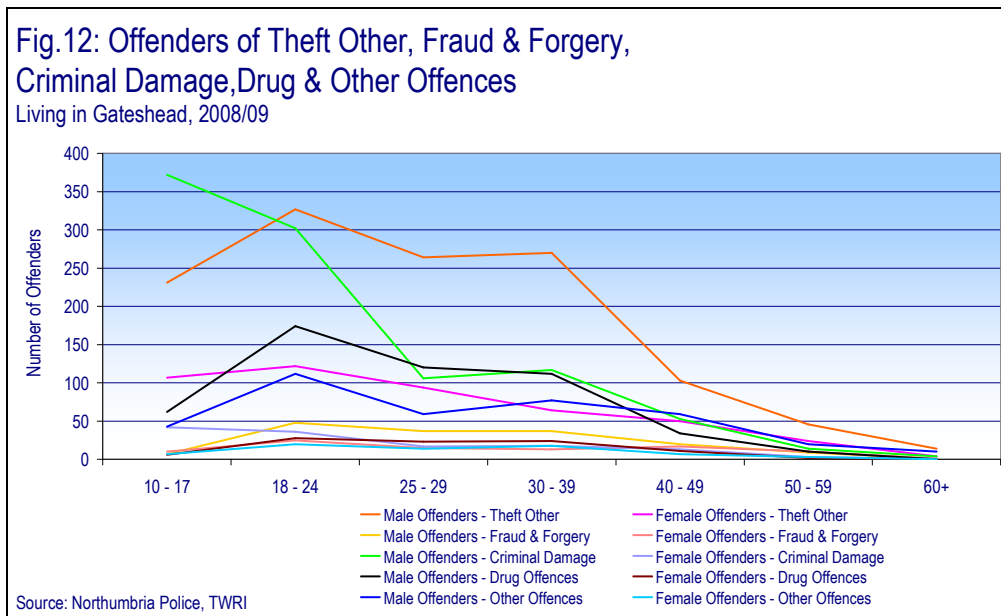
Offenders who had a home address in Gateshead during 2008/09:

- Burglary Dwelling offenders accounted for 3% of offenders. 90% were male and 38% of these males were aged 18-24.
- 94% of Burglary Non-dwelling offenders were male and almost one third (32%) of these males were aged 10-17.
- 94% of Theft of Vehicle offenders were male and 41% of these males were aged 18-24.



Offenders who had a home address in Gateshead during 2008/09:

- Almost a quarter (23%) of offenders had committed a Theft Other offence. Over a quarter (27%) of Theft Other offenders were female and just over one quarter (26%) of these females were aged 18-24.
- 88% of Criminal Damage offenders were male, with 38% of these offenders being aged 10-17.
- 84% of Drug offenders were male. 34% of these males were aged 18-24.



3.3 Ethnicity of Offenders

Offenders who had a home address in Gateshead during 2008/09:

- 3% of offenders who lived in Gateshead were from a BME group despite accounting for 4% of the resident population of Gateshead.
- 7.5% of sexual offenders who lived in Gateshead were from a BME group.
- 96.1% of the resident population are White, yet 100% of Robbery offenders, 99.5% of Burglary Non-dwelling offenders and 99% of Theft from Vehicle offenders living in Gateshead are White.
- 4.8% of offenders of Fraud & Forgery were of Black ethnic origin, despite people making up only 0.8% of the resident population of Gateshead.

Table 2: Offenders Living in Gateshead by Ethnicity 2008/09

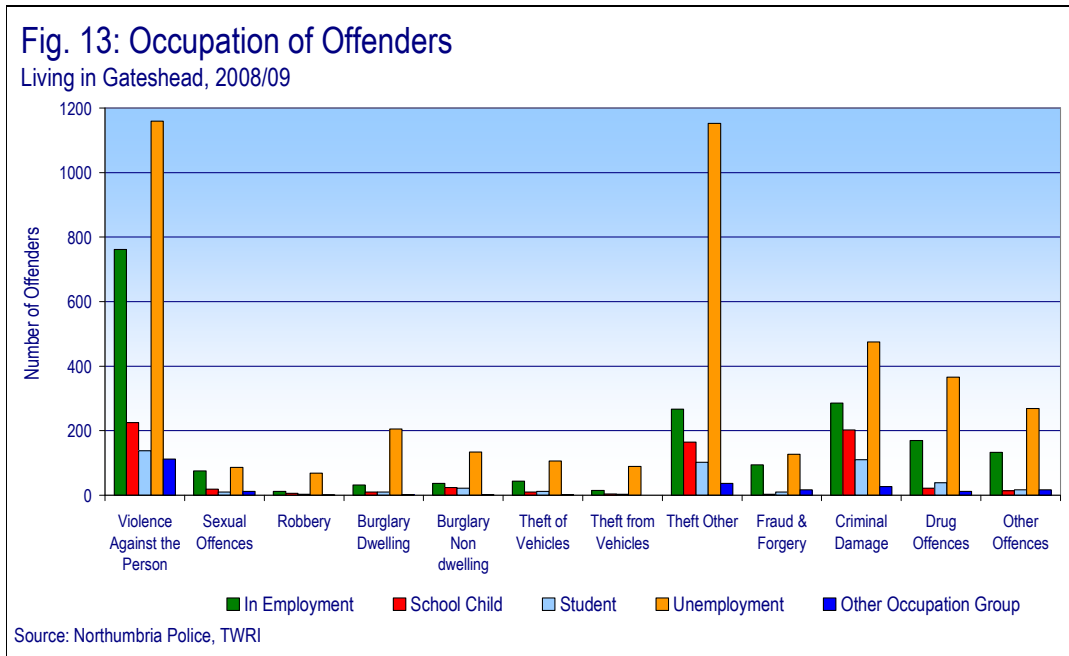
	Proportion of Offenders (%)			
	Asian or Asian British (1.5%)	Black or Black British (0.8%)	Chinese/Mixed/O ther (1.7%)	White (96.1%)
Violence Against the Person	1.9	0.8	0.7	96.5
Sexual Offences	2.0	2.0	3.5	92.5
Robbery	0.0	0.0	0.0	100.0
Burglary Dwelling	3.1	0.4	0.0	96.5
Burglary Non-dwelling	0.5	0.0	0.0	99.5
Theft of Vehicles	0.0	1.2	0.6	98.3
Theft from Vehicles	0.9	0.0	0.0	99.1
Theft Other	1.1	1.6	0.6	96.7
Fraud & Forgery	2.4	4.8	2.0	90.8
Criminal Damage	0.6	0.4	0.2	98.8
Drug Offences	2.0	0.8	0.7	96.5
Other Offences	1.8	1.6	0.9	95.8

Source: Northumbria Police, TWRI

3.4 Occupation of Offenders

Offenders who had a home address in Gateshead during 2008/09:

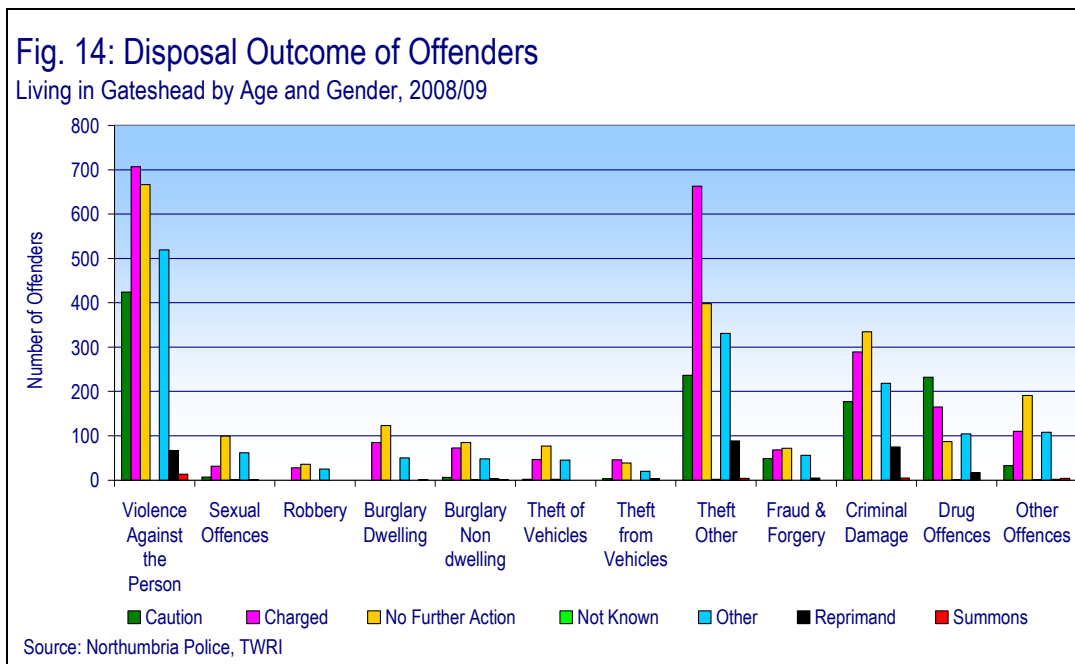
- Over half of offenders were unemployed (56%). The proportion of unemployed offenders was highest for Theft from Vehicles, Burglary Dwelling (79%) and Robbery (76%).
- One quarter of offenders were in employment. Employed offenders were highest for Fraud & Forgery (38%), Sexual Offences (37%) and Violence Against the Person (32%).
- School children accounted for 9% of offenders. 18% of Criminal Damage offenders and 11% of Burglary Non-dwelling offenders were school children.



3.5 Disposal Group of Offenders

Offenders who had a home address in Gateshead during 2008/09:

- Almost one third (31%) of offenders were charged. 15% received cautions.
- 38% of Drug offenders received a caution, whilst no Robbery offenders received cautions.
- No further action was taken against 29% of offenders. No further action was taken against almost half (49%) of Sexual offenders, 45% of Vehicle Theft offenders and 40% of Robbery offenders.
- 3% of offenders received reprimands. 34% of reprimands were received by Theft Other offenders and a further 29% by Criminal Damage offenders.
- 41% of Theft from Vehicle offenders were charged, as were 39% of Theft Other offenders.



4. Notifiable Offences - Profile of Repeat Offenders Living in Gateshead

During 2008/09 in Gateshead

- There were 4,437 offenders.
- 1,477 offenders had allegedly committed more than one offence.
- 142 individuals had allegedly committed over 5 offences each.
- 17 individuals had allegedly committed over 10 offences each. Almost half of the offences allegedly committed by these 17 individuals were for Theft Other (107 out of 222 offences).

5. Non-notifiable Offences – Demographic Profile of Offenders Where crime was Committed in Gateshead.

Data within section 5 refers to the characteristics of offenders where the alleged crime was committed in Gateshead. The offence was not notifiable to the Home Office.

5.1 Age and Gender of Offenders

In 2008/09 there were 3,095 non-notifiable offences in Gateshead, committed by 2,482 individuals. Within this section each non-notifiable offence is considered separately. An analysis of repeat offenders can be found in section 6.

In Gateshead during 2008/09

- 84% of non-notifiable offenders were male.
- 26% of all non-notifiable offenders were males aged 18-24 year old.
- 22% of male and 21% of female non-notifiable offenders were 30-39 years old.

Table 3: Non-notifiable Offenders by Age and Gender, Where the Offence was Committed in Gateshead, 2008/09

Gender	Age Range								
	Not Known	Under 10	10-17	18-24	25-29	30-39	40-49	50-59	60+
Male	1	0	298	797	469	569	310	112	31
Female	0	0	90	145	87	106	55	21	4
Total	1	0	388	942	556	675	365	133	35

Source: Northumbria Police, TWRI

Note: Age and Gender may not sum to total, as in some cases age and/or gender is not known

5.2 Ethnicity of Offenders

In Gateshead during 2008/09:

- 5 % of non-notifiable offenders were from a Black or Minority Ethnic (BME) group.

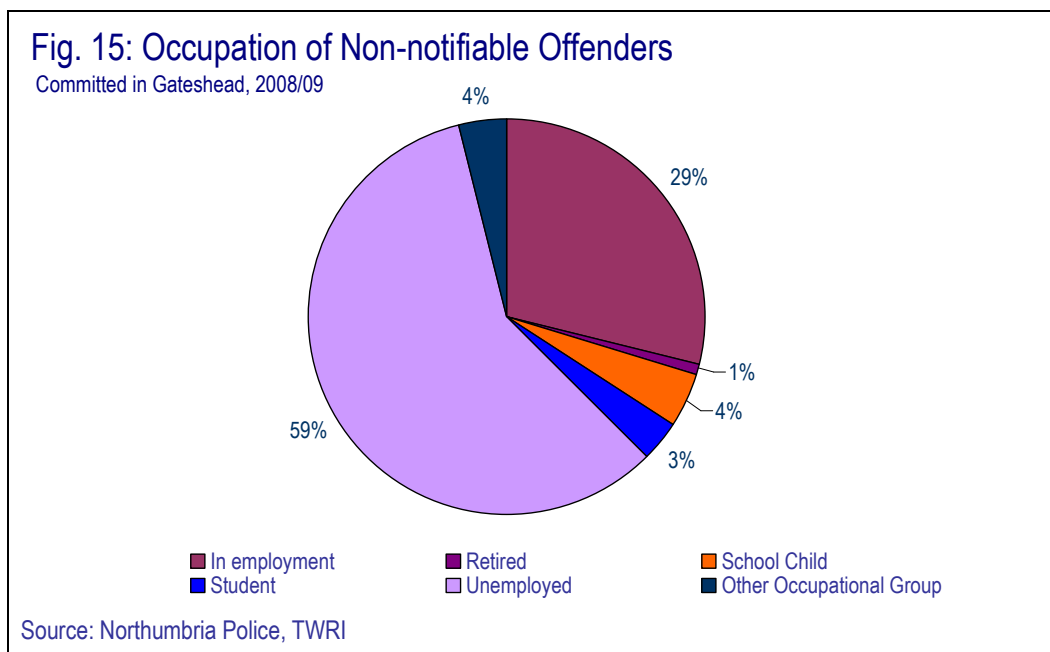
Ethnic Group	Number of Offenders	% of Offenders
Asian or Asian British	72	2.3
Black or Black British	45	1.5
Chinese, Mixed or Other	36	1.2
White	2942	95.1
Total	3095	

Source: Northumbria Police, TWRI

5.3 Occupation of Offenders

In Gateshead during 2008/09:

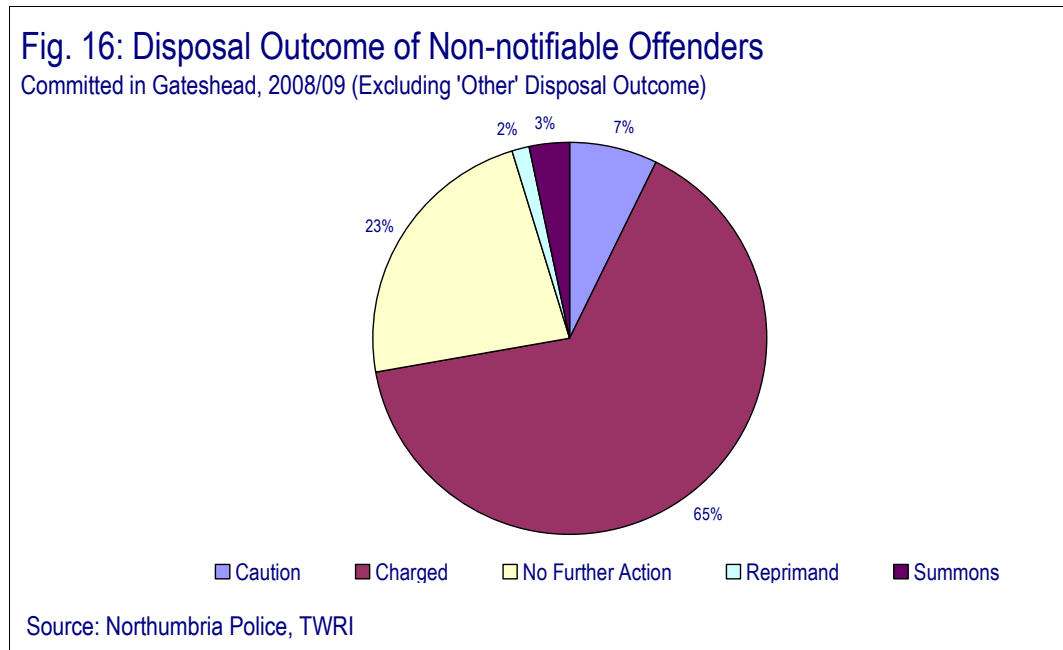
- Almost three fifths (59%) of non-notifiable offenders were unemployed, whilst almost one third (29%) were in employment.
- 7% of non-notifiable offenders were a school child or student.



5.4 Disposal Group of Offenders

In Gateshead during 2008/09:

- 52% of non-notifiable offenders had 'Other' listed for their disposal outcome. This category includes such things as Offender Deceased, Escorted to Court and Warnings.
- Excluding the 'Other' disposal group, No Further Action was taken in 23% of cases, whilst 7% were cautioned. Charges were brought against 65% of offenders.



6. Non-Notifiable Offences - Profile of Repeat Offenders Where the Crime was Committed in Gateshead

During 2008/09 in Gateshead:

- There were 2,482 non-notifiable offenders.
- 413 offenders had allegedly committed more than one offence.
- 5 individuals had allegedly committed over 5 offences each.

7. Non-Notifiable Offences – Demographic Profile of Offenders Living in Gateshead.

Data within section 7 refers to the characteristics of offenders where the home address was given as being in Gateshead. The alleged crime would not have been notifiable to the Home Office. The alleged crime would have been committed within the Northumbria Police Force area, although not necessarily within Gateshead.

7.1 Age and Gender of Offenders

In 2008/09 there were 3,156 non-notifiable offences in Gateshead, committed by 2,419 individuals, whose home address was in Gateshead. Within this section each non-notifiable offence is considered separately. An analysis of repeat offenders can be found in section 8.

In Gateshead during 2008/09:

- 83% of non-notifiable offenders were male.
- 28% of all non-notifiable offenders were males aged 18-24.
- 21% of male and 19% of female non-notifiable offenders were 30-39 years old.

Gender	Age Range								All Ages
	Under 10	10-17	18-24	25-29	30-39	40-49	50-59	60+	
Male	0	297	885	458	541	287	105	32	2,605
Female	0	99	168	93	103	62	22	4	551
Total	0	396	1,053	551	644	349	127	36	3,156

Source: Northumbria Police, TWRI
Note: Age and gender may not sum to total, as in some cases age and/or gender is not known

7.2 Ethnicity of Offenders

In Gateshead during 2008/09:

- 3.6% of non-notifiable offenders were from a Black or Minority Ethnic (BME) group. BME groups accounted for 4% of the population of Gateshead.

Ethnic Group	Number of Offenders	% of Offenders	% of Population
Asian or Asian British	47	1.5	1.5
Black or Black British	52	1.6	0.8
Chinese, Mixed or Other	19	0.6	1.7
White	3038	96.3	96.1
Total	3156		

Source: Northumbria Police, TWRI

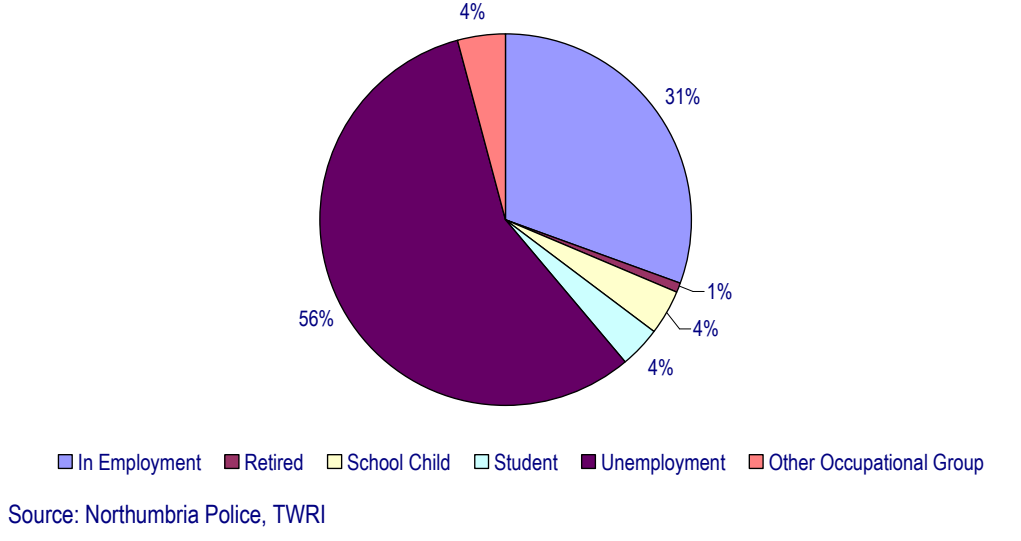
7.3 Occupation of Offenders

In Gateshead during 2008/09:

- Over half (56%) of non-notifiable offenders were unemployed, whilst 31% were in employment.
- 8% of non-notifiable offenders were a school child or student.

Fig. 17: Occupation of Offenders

Home Address in Gateshead, 2008/09



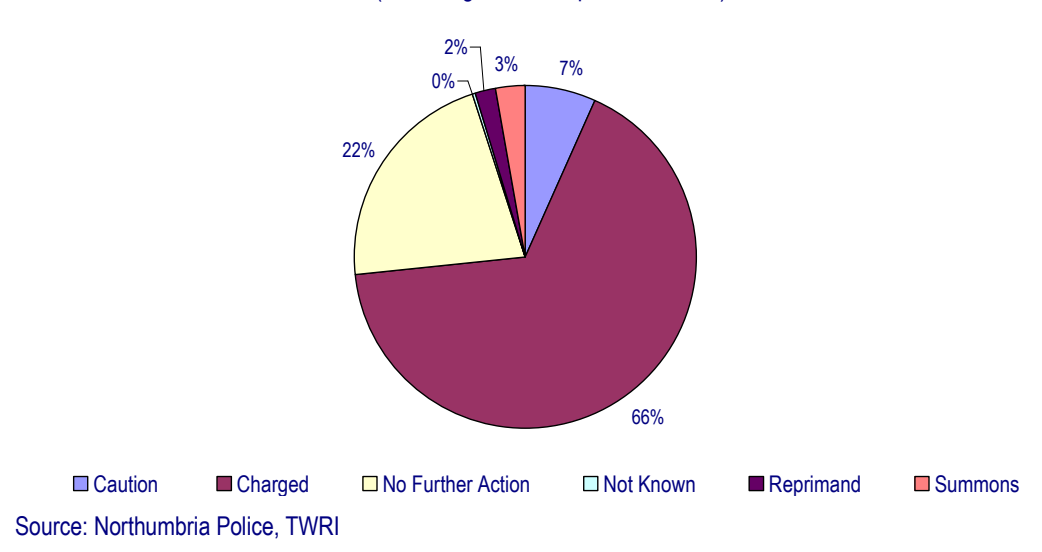
7.4 Disposal Group of Offenders

In Gateshead during 2008/09:

- 55% of non-notifiable offenders had 'Other' listed for their disposal outcome. This category includes such things as Offender Deceased, Escorted to Court and Warnings.
- Excluding the Other disposal group, No Further Action was taken in 22% of cases, whilst 7% were cautioned. Charges were brought against two thirds of offenders.

Fig. 18: Disposal Outcome of Non-notifiable Offenders

Home Address in Gateshead, 2008/09 (Excluding 'Other' Disposal Outcome)



8. Non-Notifiable Offences - Profile of Repeat Offenders Living in Gateshead

During 2008/09 in Gateshead:

- There were 2,419 non-notifiable offenders.
- 458 offenders had allegedly committed more than one offence.
- 10 individuals had allegedly committed over 5 offences each.

9. Location Profile of Notifiable Offenders in Gateshead

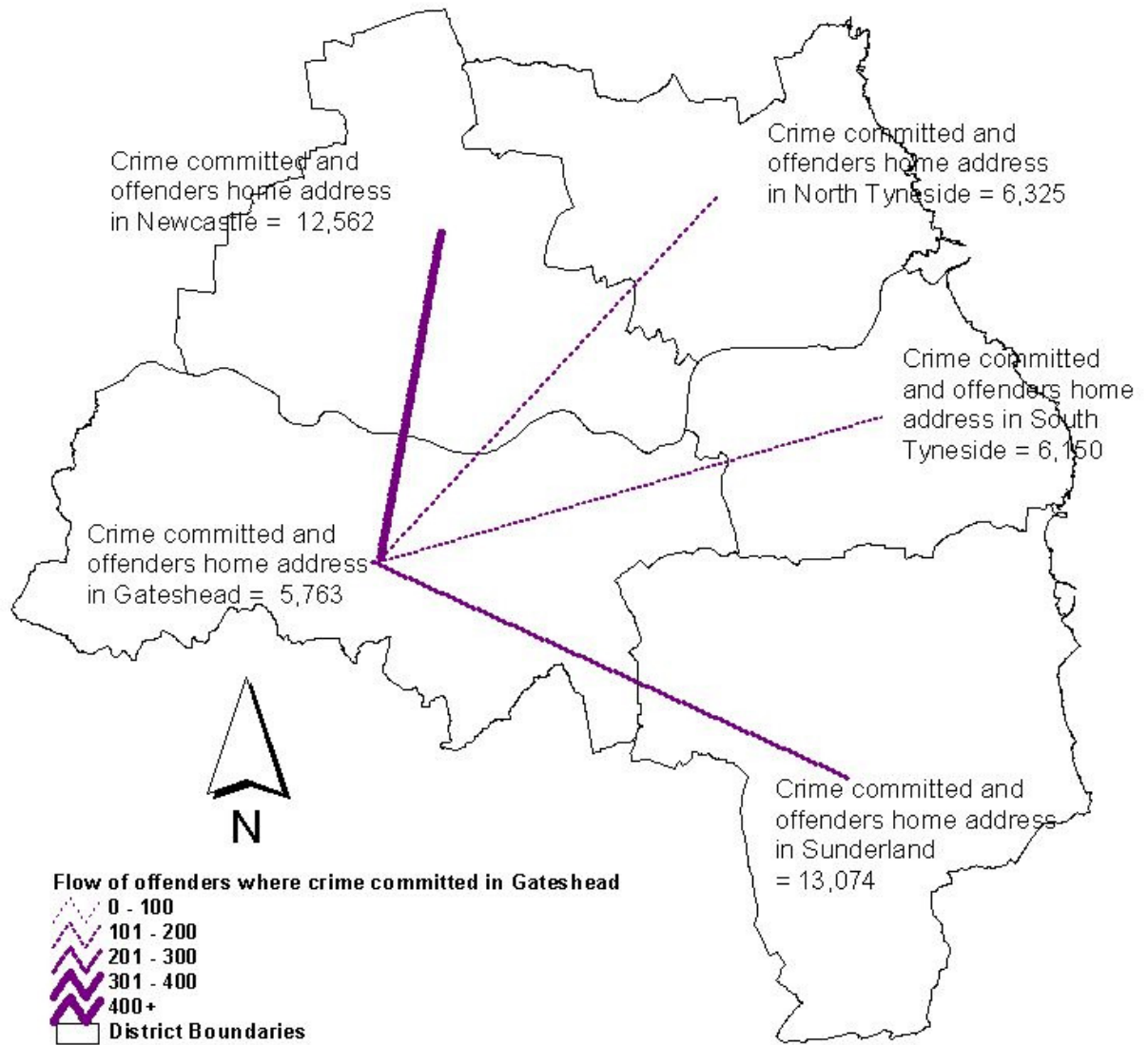
In 2008/09 there were 8,002 notifiable offences committed in Gateshead. 5,763 of these offences were committed by 3,508 individuals living in Gateshead.

The proportion of offenders living in Gateshead approximately mirrored the proportional share of the population of Tyne & Wear. Newcastle and Sunderland had the highest percentage share of offenders, whilst also having the highest proportional share of the total population of Tyne & Wear.

Crime District	Offenders Home Address District				
	Gateshead	Newcastle	North Tyneside	South Tyneside	Sunderland
Gateshead	5,763	866	137	173	248
Newcastle	1,096	12,562	1,240	258	295
North Tyneside	143	861	6,325	75	91
South Tyneside	248	193	89	6,150	442
Sunderland	210	186	62	315	13,074
Tyne & Wear	7,460	14,668	7,853	6,971	14,150

Source: Northumbria Police, TWRI.

Map 1: The Location of Offenders Home Addresses in Relation to Where the Notifiable Crime was Committed, Gateshead, 2008/09



Source: Northumbria Police, and TWRI. Boundary file © Crown copyright. All rights reserved (Tyne and Wear Research and Information) (Licence No 100029087) (2009).

10. Location Profile of Non-notifiable Offenders in Gateshead

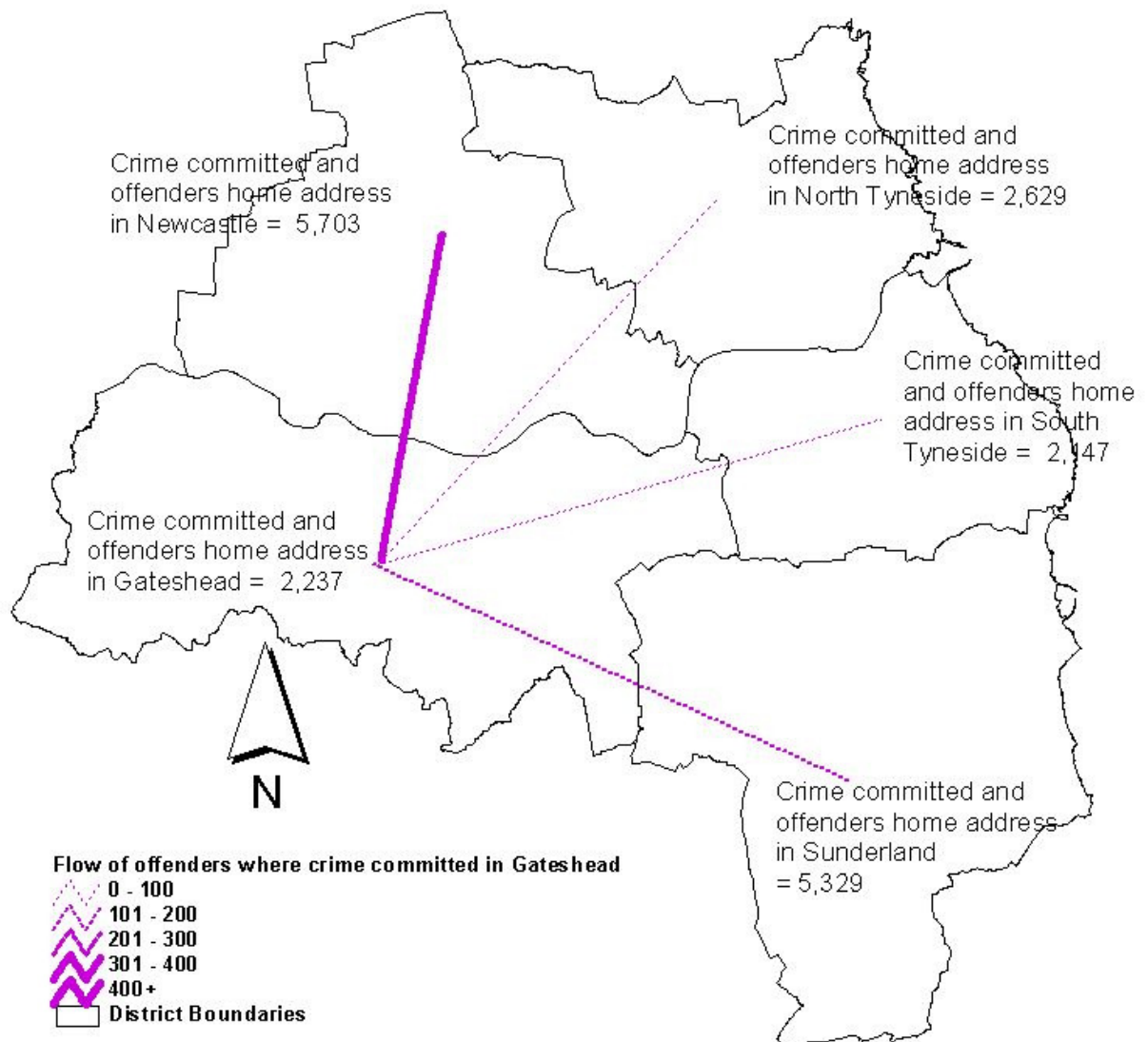
In 2008/09 there were 3,095 non-notifiable offences committed in Gateshead. 2,237 of these offences were committed by 1,764 individuals living in Gateshead.

The proportion of offenders living in Gateshead approximately mirrored the proportional share of the population of Tyne & Wear. However, Newcastle had the highest percentage share of offenders, whilst Sunderland had the highest proportional share of the total population of Tyne & Wear.

Crime District	Offenders Home Address District				
	Gateshead	Newcastle	North Tyneside	South Tyneside	Sunderland
Gateshead	2,237	306	54	67	107
Newcastle	646	5,703	600	164	162
North Tyneside	70	356	2,629	38	41
South Tyneside	83	78	38	2,147	158
Sunderland	82	78	18	137	5,329
Tyne & Wear	3,118	6,521	3,339	2,553	5,797

Source: Northumbria Police, TWRI.

Map 2: The Location of Offenders Home Addresses in Relation to Where the Non-Notifiable Crime was Committed, Gateshead, 2008/09



Source: Northumbria Police, and TWRI. Boundary file © Crown copyright. All rights reserved (Tyne and Wear Research and Information) (Licence No 100029087) (2009).

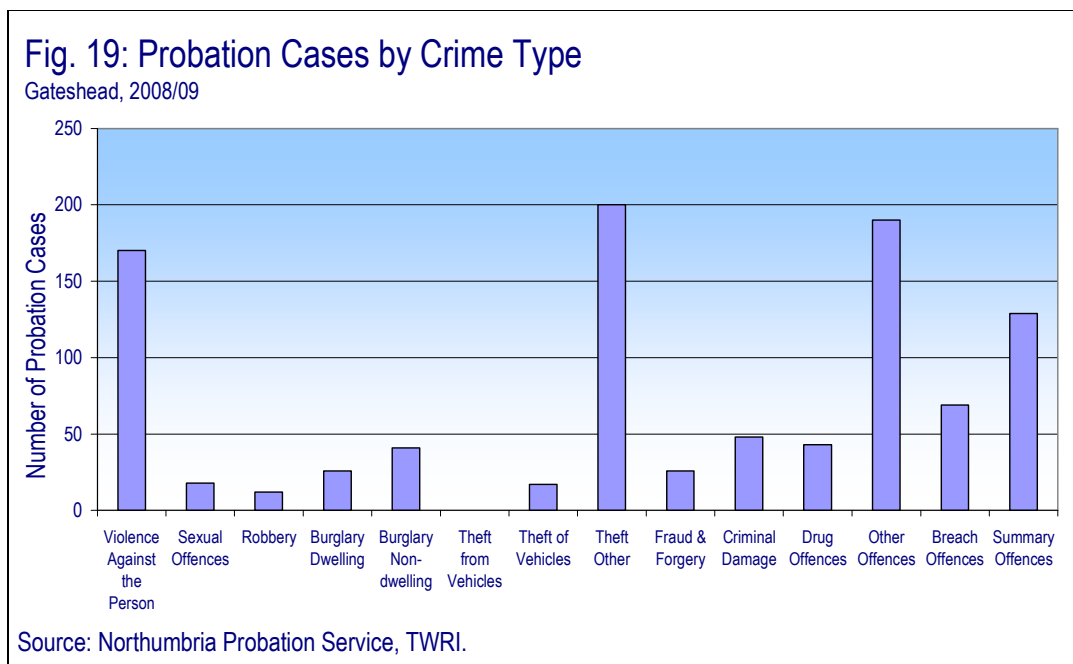
11. Probation Cases in Gateshead

Probation is a sentence imposed by a court in lieu of incarceration. A criminal who is "on probation" has been convicted of a crime but has served only part of the sentence in jail, or has not served time at all.

11.1 Probation Cases by Types of Crime

During 2008/09 in Gateshead:

- There were 989 Probation cases.
- 80% of Probation cases were for notifiable offences.
- 17% of Probation cases were Violence Against the Person, 20% Theft Other and 19% Other Offences.



11.2. Age, Gender and Ethnicity of Probationers

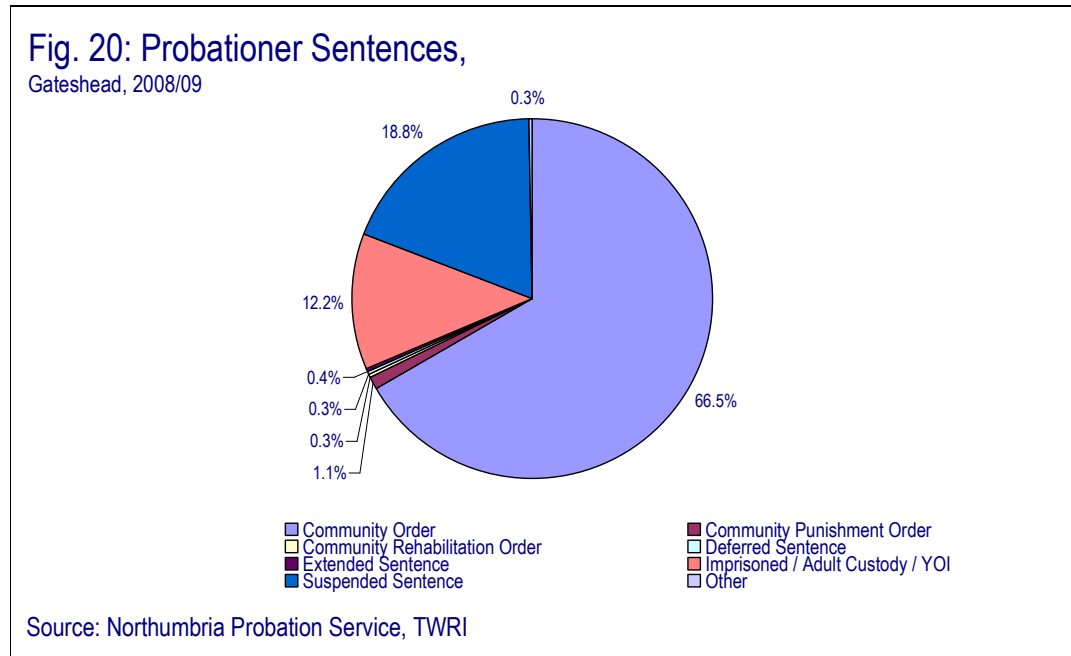
During 2008/09 in Gateshead of those on Probation:

- 85% were male.
- 39% were aged under 26 years old.
- 4% were of Black or Minority Ethnic origin.

11.3 Probationer Sentences

During 2008/09 in Gateshead of those on Probation:

- 67% were given a community order, whilst 19% were given a suspended sentence.
- 12% were given a custodial sentence.



11.4 Offender Assessment System (OASys) Needs Assessments

The Offender Assessment System (OASys) is a standardised process for the assessment of offenders. OASys assesses how likely an offender is to be reconvicted by identifying and classify offending-related needs including basic personality characteristics, thinking deficits and social issues. The system also assesses risk of harm to others and also to themselves and assists with the management of risk of harm.

An OASys assessment is carried out at the stage that the pre-sentence report (PSR) is produced, with further assessments conducted periodically throughout the sentence (whether in custody or in the community) and at the end of sentence. If there is no PSR, OASys is completed for the first time at commencement of the sentence.

During 2008/09 in Gateshead of those on Probation undergoing OASys assessments:

- 24% were considered to be at high risk of reconviction at the start of the Probation sentence.
- 9% were considered to be at high risk of reconviction at the end of the Probation sentence.

	Start of Probation	End of Probation
High	192	36
Medium	354	171
Low	222	192
Not calculated	47	13
Total	815	412

Source: Northumbria Probation Service, TWRI

During 2008/09 in Gateshead:

- There were 679 OASys assessments undertaken at the start of Probation sentences.
- 79% of Probationers were identified as having an 'Education, Training and Employability' need.
- Drug misuse was a concern in 35% of cases, as was alcohol misuse.
- There were 649 OASys assessments undertaken at the end of Probation sentences.
- 34% of Probationers were identified as having an 'Education, Training and Employability' need at the end of sentence.
- Drug misuse was a concern in 9% of cases, whilst alcohol misuse was a concern in 10% of cases at the end of sentence.

Area of Need	Number With Needs Start of Probation	% With Needs Start of Probation	Number With Needs End of Probation	% With Needs End of Probation
Accommodation	467	68.8	170	26.2
Education, Training and Employability	538	79.2	221	34.1
Financial Management and Income	441	64.9	149	23.0
Relationships	94	13.8	24	3.7
Lifestyle and associates	477	70.3	153	23.6
Drug Misuse	238	35.1	57	8.8
Alcohol misuse	194	28.6	62	9.6
Emotional Wellbeing	324	47.7	118	18.2
Thinking and Behaviour	417	61.4	111	17.1
Attitudes	418	61.6	150	23.1
Number of OASys assessments	679		649	

Source: Northumbria Probation Service, TWRI